



AUTORITÀ
MEDIALE
AUDIOVISIVA

I

PERIODIC BULLETIN

No. 10

Data on the Dynamics of the Audio/Audiovisual Market
in the Republic of Albania

(January - December 2023)

I. Economic Aspects of the Audiovisual Market	5
1. Ranking of AMSPs according to key economic indicators	5
1.1 According to total annual revenue for 2023 (in ALL)	5
1.2 According to the economic result of 2023 (in ALL)	6
2. Graphical presentation of the economic result and the value of fixed assets	9
2.1 Distribution of AMSPs based on economic result	9
2.2 Distribution of AMSPs based on fixed assets	13
II. Ownership in Audiovisual Activity and Contributions Outside the Market	16
3. Ownership rights and limitations for AMSPs	16
3.1 Ownership structure in the audiovisual market	17
3.2 Concentration of AMSPs contributors in various industry branches	19
3.3 Ownership participation for each AMSPs	23
III. Characteristics of Personnel Engaged in AMSPs	23
4. Structuring of staff by educational level, age, work experience, gender, and professions	37
4.1 Employee education	37
4.2 Age	39
4.3 Work experience	42
4.4 Gender balance	46
4.5 Gender evaluation in the engagement of transmitted audiovisual content	49
4.6 Structure by professions	56
5. Treatment of personnel in relation to income and expenses	59
5.1 Structuring of gross wages by profession	59
5.2 Dynamics of the gross wage fund by profession groupings	64
5.3 Concentration of AMSPs personnel by wage level	68
5.4 Ratio of gross wages to annual total income and expenses	80
IV. Technical Indicators of AMSPs Transmissions	89
6. Coordination and approval of the Numerical Frequency Plan	Error! Bookmark not defined.
7. Free-to-air programs in 12 counties of the country	Error! Bookmark not defined.
8. Reallocation of the III VHF band	Error! Bookmark not defined.
9. Population number, divided by counties, municipalities, and administrative units	101
V. Aspects of Monitoring Transmitted Content	114
10. Main news editions of national AMSPs	114
11. Advertisements and commercial communications	114

11.1 Volume of advertisements and commercial communications	115
11.2 Main buyers of television time on national televisions	116
VI. Appendices	122
13. Data from the content of the main news editions of national AMSPs	123
14. General data of AMSPs	135

I. Economic Aspects of the Audiovisual Market

1. Ranking of Audiovisual Media Service Providers (AMSPs) According to Key Economic Indicators

1.1 Based on Total Annual Revenues for 2023 (in ALL)

TV Channels

The company "Tv Klan" sh.a.	2,463,072,134
The company "Top Channel" sh.a.	1,759,012,451
The company "Media Vizion" sh.a.	543,844,378
The company "G2 Media" sh.p.k	456,327,078
The company "ABC News" sh.a.	354,714,707
The company "Focus Media Group" sh.p.k.	339,221,193
The company "MTSC" sh.p.k.	278,937,270
The company "Euro Balkan News" sh.p.k.	261,892,006
The company "SCAN" sh.a.	116,232,229
The company "3DS&AF Entertainment" sh.p.k.	113,542,500

Radio Channels

The company "3DS&AF" sh.p.k.	113,542,500
The company "Club Muzikor" sh.a.	112,166,655
The company "Top Albania" sh.a	104,361,241
The company "Radio Klan" sh.a.	35,683,337
The company "Loudcom Media" sh.p.k	29,175,171
The company "TOK MEDIA" sh.p.k.	23,459,930
The company "WAVE" sh.p.k.	16,101,379
The company "Radio One Albania" sh.p.k	13,942,371
The company "Radio Network Albania" sh.p.k	12,819,741
The company "Kiss FM" sh.p.k	11,428,414

Cable TVs

The company "Tele.co.Albania" sh.p.k.	108,486,465
The company "Fastnet Albania" sh.p.k.,	105,248,107
The company "APT CABLE" sh.p.k.	82,674,160
The company "BEST CABLE" sh.p.k.	62,878,190
The company "KL-ED KABELL" sh.p.k.	59,629,602
The company "Netsyscom" sh.p.k.	59,429,310
The company "SKY ELBASAN" sh.p.k.	58,687,414
Natural Entity Edmond Çuli	48,295,032
The company "MRM" sh.p.k.	46,703,265
Natural Entity Eduart Feka	8,758,944

Other services

The company "VODAFONE ALBANIA" sh.a.	18,390,992,772
The company "Tring TV" sh.a.	1,423,675,524
The company "Digicom" sh.p.k.	669,434,898
The company "Nisatel" sh.p.k	585,335,507
The company "Abissnet" sh.a	554,988,136
The company I.B.C-Telecom sh.p.k.	325,315,547
The company "Next-Tv" sh.p.k.	84,698,469
The company "ADTN" sh.a.	50,857,465
The company "TIBO AL" sh.p.k	50,795,800

1.2 According to the economic result of 2023 (in ALL)

TV Channels

The company "Tv Klan" sh.a.	252,118,758
The company "Top Channel" sh.a.	69,375,418

The company "CHANNEL ONE " sh.p.k.	17,640,479
The company "Media Vizion"sh.a.	16,937,490
The company "6+1"Vlora" sh.p.k	10,866,030
The company "G2 Media" sh.p.k	4,285,113
The company "One TV Vlora" sh.p.k	1,411,087
The company "F.K.T" sh.p.k	366.165
The company "Premium Media" sh.p.k	203.847
The company "City News Albania" sh.p.k.	103.222

Radio Channels

The company "Club Muzikor" sh.a.	10,654,219.00
The company "Radio Network Albania" sh.p.k	9,481,073.00
The company "WAVE" sh.p.k.	6,663,731.00
The company "Top Albania" sh.a	4,629,551.00
The company "Radio One Albania" sh.p.k	3,950,570.00
The company "TOK MEDIA" sh.p.k.	2,512,691.00
The company "Emanuel" sh.p.k	2,020,529.00
The company "Radio Televizioni Saranda"sh.p.k.	1,936,302.00
The company "Radio SHQIP" sh.p.k	1,755,759.00
The company "Radio klan" sh.a.	1,424,438.00

Cable TVs

Natural Entity Eduart Feka	20,078,216
The company "Fastnet Albania" sh.p.k.	17,435,823
Natural Entity Artan Zhiva	13,163,503
The company "Tele.co.Albania" sh.p.k.	8,313,075
The company "MARIUXHO" sh.p.k.	7,374,388
The company "BEST CABLE" sh.p.k.	7,285,252
Natural Entity Milika Nito	5,715,055
Natural Entity Edmond Çuli	5,705,407
The company "SKY ELBASAN" sh.p.k.	5,433,734
The company "SIN - TEL" sh.p.k.	5,278,712

Other services

The company "VODAFONE ALBANIA" sh.a.	14,701,247,763
The company "Nisatel" sh.p.k	69,845,072
The company "Tring TV"sh.a	34,717,727
The company "Digicom" sh.p.k.	30,396,028
The company I.B.C-Telecom sh.p.k.	27,800,840
The company "Next-Tv" sh.p.k.	7,373,102
The company "ADTN" sh.a.	5,058,200
The company "APT Cable" sh.p.k.	3,252,040
The company "ITCOM" sh.p.k.	2,702,486
Natural Entity Gladiola Shehaj	2,302,010

1.3 According to the level of fixed assets in 2023 (in ALL)

TV Channels

The company "Tv Klan" sh.a.	2,090,183,533
The company "Top Channel" sh.a.	1,869,295,149
The company "Ora" sh.a.	648,849,615
The company "MTSC" sh.p.k.	375,582,509
The company "Media Vizion"sh.a.	301,181,242
The company "Focus Media Group" sh.p.k.	240,343,552
The company "Euro Balkan News" sh.p.k.	198,930,806
The company "SCAN" sh.a.	88,906,304
The company "ABC News" sh.a.	73,185,572
The company "Fax Media News"sh.a	57,928,503

Radio Channels

The company "MEDIA KONTAKT" sh.p.k	200,169,338
The company "Club Muzikor" sh.a.	83,174,077
The company "F K T" sh.p.k	57,379,489
Association "Radio Maria"	55,223,821

The company "Top Albania" sh.a	44,482,042
The company "NACIONAL A.H." sh.p.k	35,109,317
The company "3DS&AF" sh.p.k.	24,352,954
The company "GOOD NEWS J-MEDIA" sh.p.k.	21,366,960
The company "Radio One Albania" sh.p.k	14,792,125
The company "TOP GOLD" sh.p.k	13,868,366

Cable TVs

The company "Tele.co.Albania" sh.p.k.	135,616,526
The company "SIN - TEL" sh.p.k.	84,539,078
The company "KL-ED KABELL" sh.p.k.	77,890,792
The company "MRM" sh.p.k.	74,896,702
The company "BEST CABLE" sh.p.k.	66,837,182
The company "MARIUXHO" sh.p.k.	53,456,014
The company "Fastnet Albania" sh.p.k.,	49,586,289
The company "APT CABLE" sh.p.k.	48,762,488
The company "Netsyscom" sh.p.k.	44,100,323
The company "Sabatel" sh.p.k	38,101,735

Other services

The company "Vodafone" sh.a.	22,918,280,474
The company "Tring TV" sh.a.	766,881,010
The company "Digicom" sh.p.k.	663,658,253
The company "Abissnet" sh.a	580,939,436
The company "Nisatel" sh.p.k	432,374,234
The company "I.B.C-Telecom" sh.p.k.	288,724,035
The company "TIBO AL" sh.p.k.	89,442,808
The company "Next-Tv" sh.p.k.	86,608,318
The company "APT Cable" sh.p.k.	48,762,488
The company "ITCOM" sh.p.k.	36,407,352

2. Graphical presentation of the economic result and the value of fixed assets

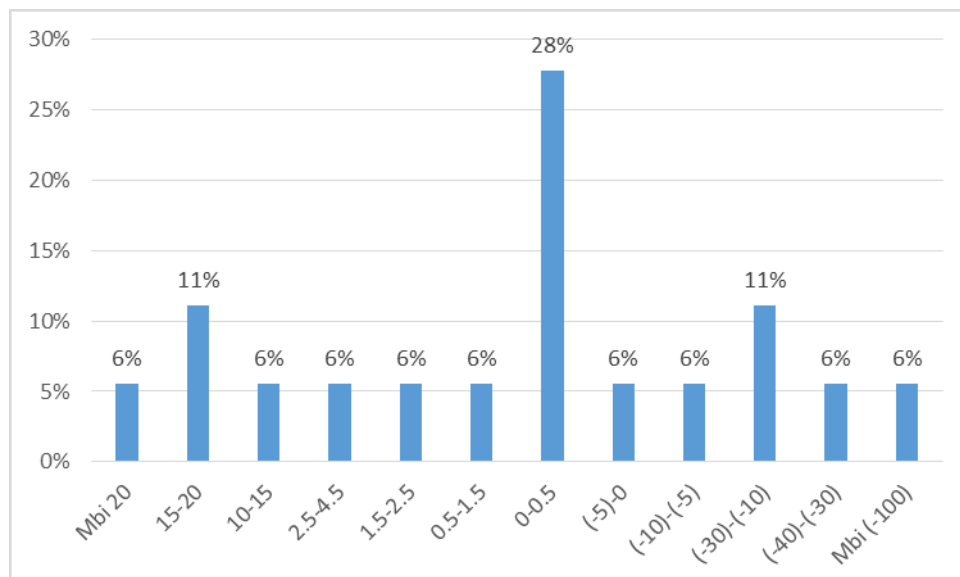
2.1 Distribution of AMSPs according to the economic result.

TV Channels

In 2023, around 35% of audiovisual entities reported losses. The largest percentage of entities, about 28%, had a profit ranging from 0 to 50,000 ALL. The rest, around 18%, had a profit ranging from ALL 0.5 to 20 million.

Distribution of TV entities by economic result (in million ALL)

Over 20	6%
15-20	11%
10-15	6%
2.5-4.5	6%
1.5-2.5	6%
0.5-1.5	6%
0-0.5	28%
(-5)-0	6%
(-10)-(-5)	6%
(-30)-(-10)	11%
(-40)-(-30)	6%
Over (-100)	6%



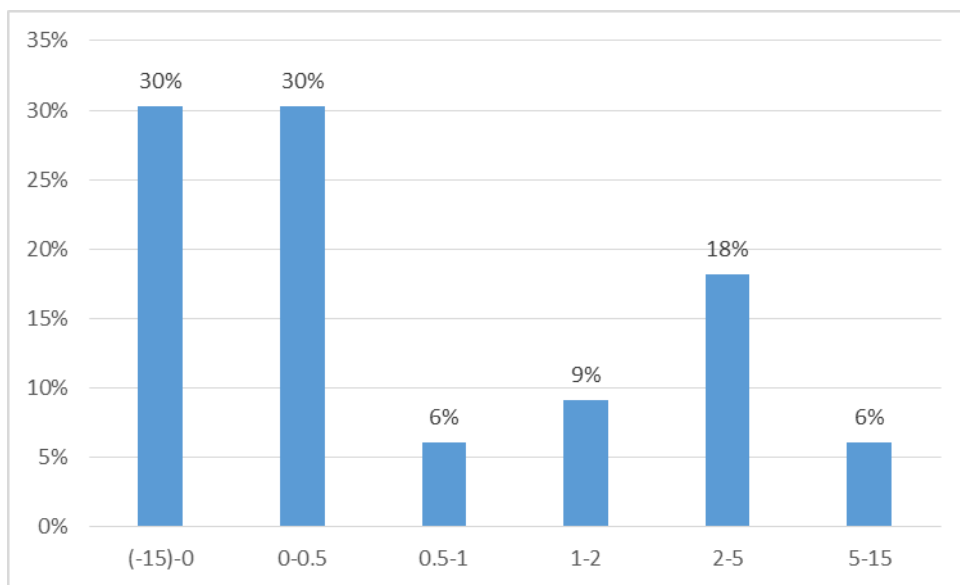
Radio Channels

For the financial year 2023, it is observed that the segment with the highest concentration of entities with a positive financial result, i.e., 30%, is in the range of ALL 0 to 500,000, and 6% of these

entities have a positive financial result in the segment of ALL 5 to 15 million. 30% of radio stations reported losses.

Distribution of radio entities by economic result (in million ALL)

(-15)-0	30%
0-0.5	30%
0.5-1	6%
1-2	9%
2-5	18%
5-15	6%



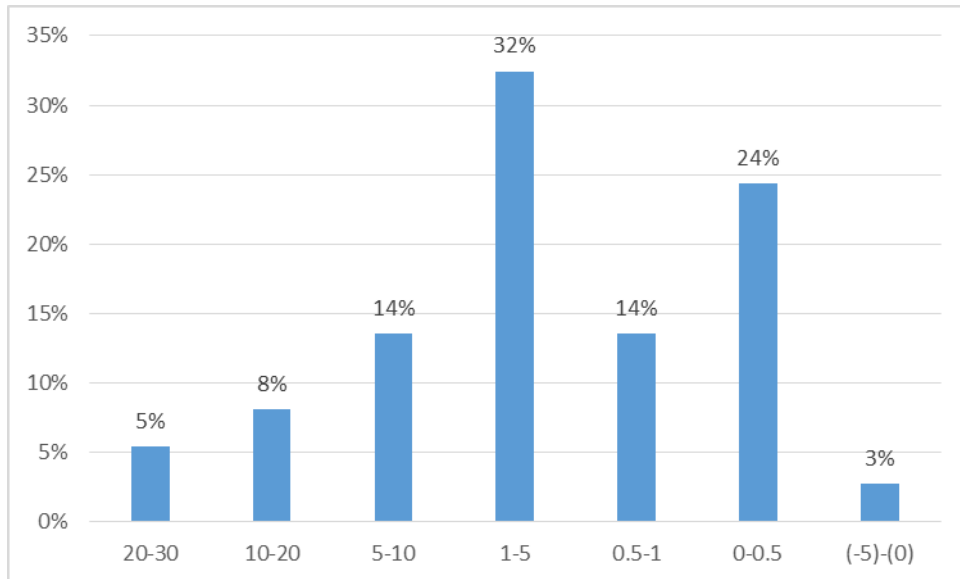
Cable TVs

The majority of cable operators (around 70% of them) had a profit ranging from ALL 0 to 5 million. Only 3% reported losses.

Distribution of cable operators by economic result (in million ALL)

20-30	5%
10-20	8%
5-10	14%
1-5	32%
0.5-1	14%

0-0.5	24%
(-5)-(0)	3%

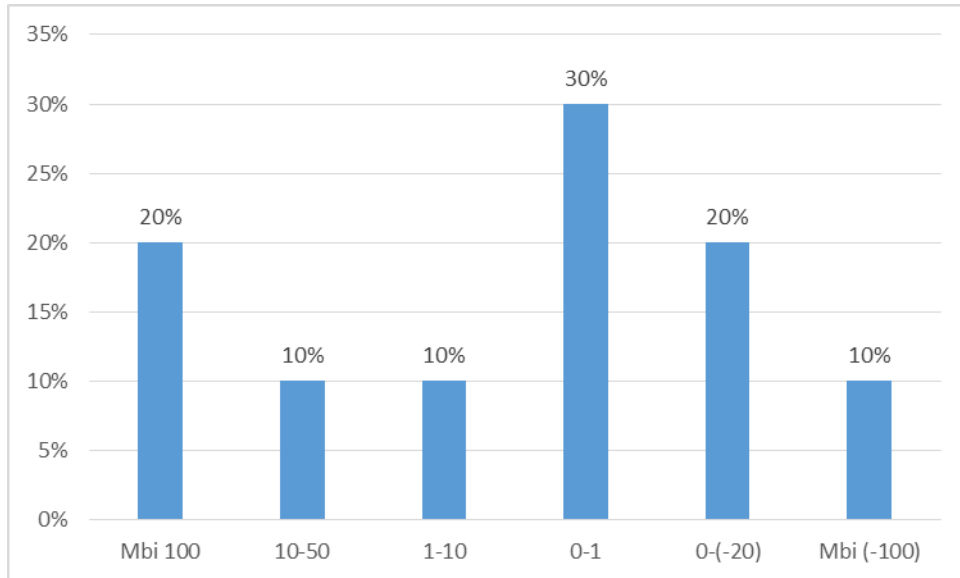


Other services

As shown in the chart below, 30% of entities authorized by AMA for these services reported financial losses, and 70% of them had a profit ranging from ALL 1 million to over 100 million.

Distribution of other service entities by economic result (in million ALL)

Over 100	20%
10-50	10%
1-10	10%
0-1	30%
0-(-20)	20%
Over (-100)	10%



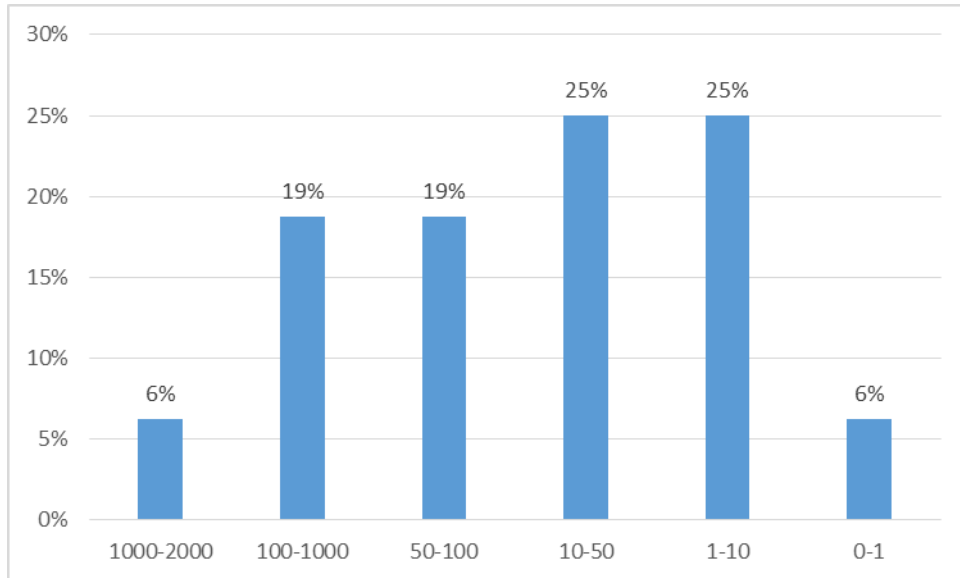
2.2 Distribution of audiovisual entities by fixed assets

TV Channels

The largest percentage of television stations (56%) had fixed assets valued between ALL 0 and 50 million.

Distribution of TV entities by the value of fixed assets (in million ALL)

1000-2000	6%
100-1000	19%
50-100	19%
10-50	25%
1-10	25%
0-1	6%

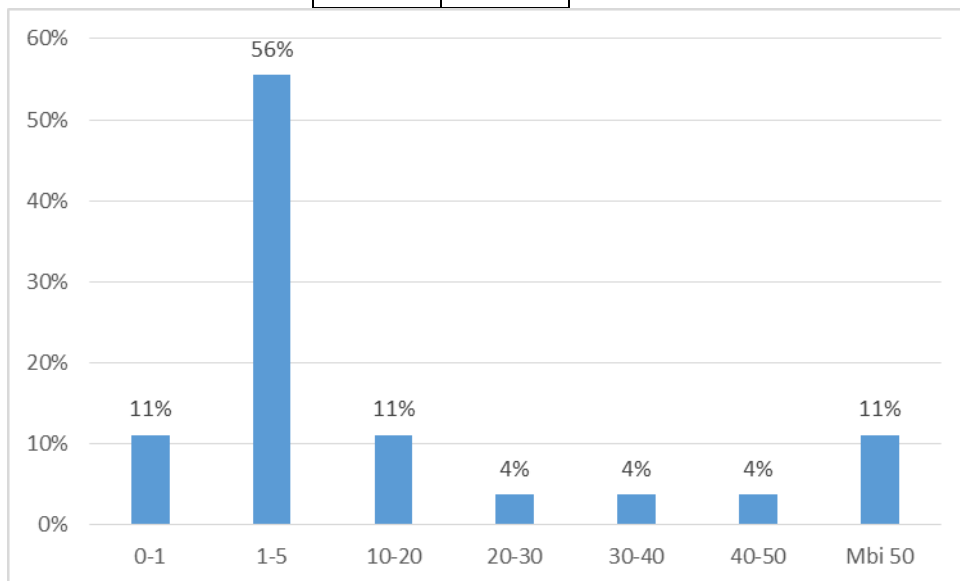


Radio Channels

As observed, most entities own fixed assets (goods, property, objects, etc., acquired by the company) valued between ALL 1 and 5 million.

Distribution of radio entities by the value of fixed assets (in million ALL)

0-1	11%
1-5	56%
10-20	11%
20-30	4%
30-40	4%
40-50	4%
Over 50	11%



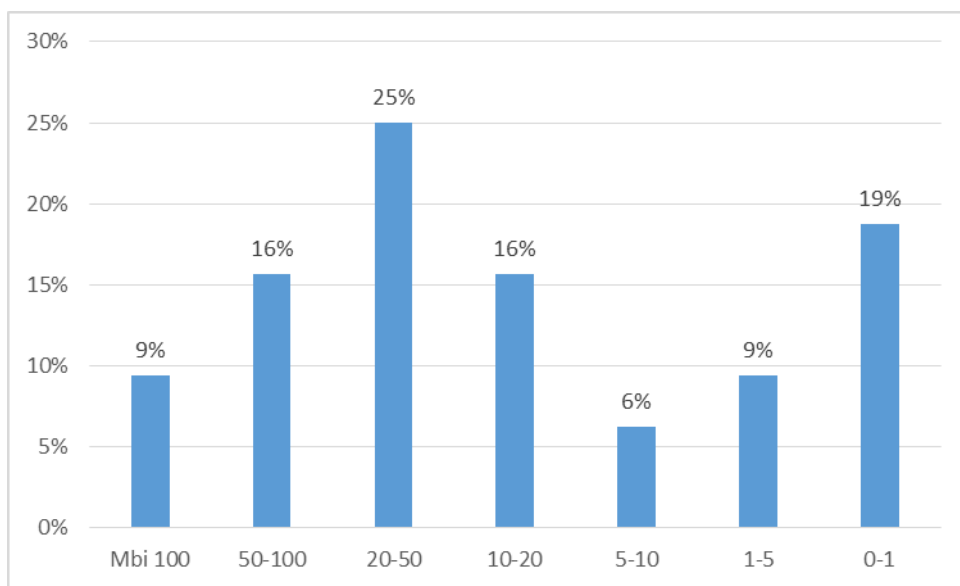
Cable TVs

The chart below shows that the largest concentration of cable entities, 25%, falls within the range of

ALL 20 to 50 million. The range from ALL 0 to 1 million holds a value of 19% .

Distribution of cable operators by the value of fixed assets (in million ALL)

Over 100	9%
50-100	16%
20-50	25%
10-20	16%
5-10	6%
1-5	9%
0-1	19%

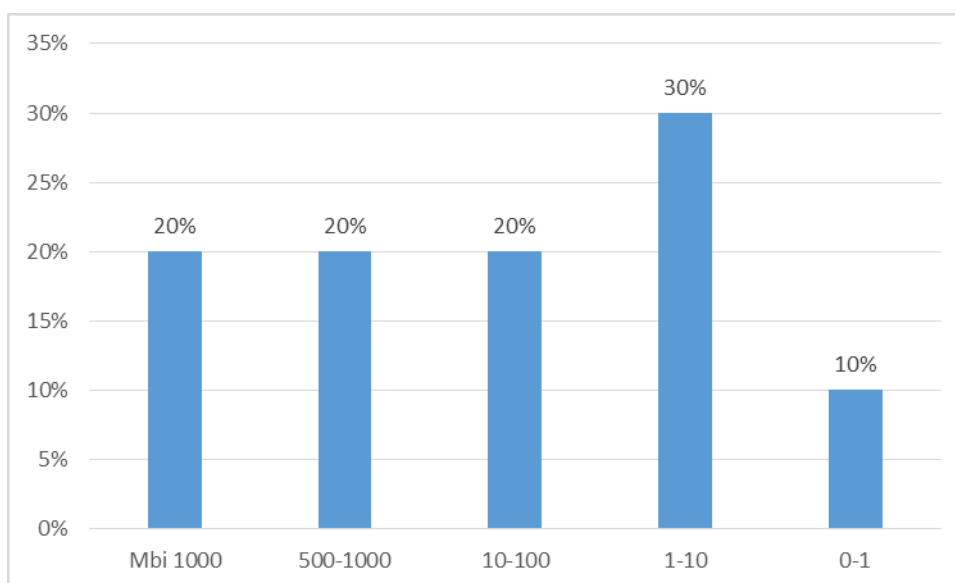


Other services

In the chart for entities authorized for other services, the majority of them (30%) had fixed assets in the range of ALL 1 to 10 million. The maximum values exceed ALL 1 billion in fixed assets.

Distribution of other service entities by the value of fixed assets (in million ALL)

Over 1000	20%
500-1000	20%
10-100	20%
1-10	30%
0-1	10%



II. Ownership in the Audiovisual Activity and Contributions Outside the Market

3. Ownership Rights and Restrictions for AMSPs

In Law No. 97/2013, as amended, all aspects related to ownership and co-ownership in audio and audiovisual transmissions are defined and regulated. In the case of national licenses, they are granted only to joint-stock companies registered in the Republic of Albania, which have audiovisual activity as their exclusive objective. The shares representing the capital in a company holding a national license for audio transmission or a national license for audiovisual transmission are nominative.

The law stipulates certain restrictions related to the organizational structure of the company holding the digital audio/audiovisual broadcasting license, the percentage of shares that a natural or legal entity can hold in such a company, and the number of audio/audiovisual broadcasting licenses one can obtain. Such restrictions aim to ensure the promotion of media pluralism and the diversity of their content.

Entities that are granted licenses for providing audiovisual services are obliged to conduct only commercial activities in the audio and/or audiovisual field, being companies with the exclusive objective of audio/audiovisual activities.

These restrictions are addressed in Article 62 of Law No. 97/2013 "On Audiovisual Media in the Republic of Albania," as amended. Considering that audio and audiovisual media use frequencies, which are limited national natural resources, the regulation of ownership of these media is highly detailed, both for national and regional/local AMSPs. "An individual or legal entity that holds shares in a company with a national audio broadcasting license or a national audiovisual broadcasting license cannot hold more than 20 percent of the total capital in a second company that holds a national audio broadcasting license or a national audiovisual broadcasting license." *For analogue audio transmissions, participation is allowed up to 10 percent in a third national company. Such a person is not allowed to obtain a local or regional audio transmission license or a local or regional audiovisual transmission license. "A natural or legal entity that holds 100 percent of the shares in a company that owns a local or regional audiovisual broadcasting license may only obtain one additional local or regional audio broadcasting license." "A natural or legal entity that holds 100 percent of the shares in a company that owns a local or regional audio broadcasting license may only obtain one local or regional audiovisual broadcasting license."*

Additionally, "A natural or legal entity that holds shares in a company with a local or regional audio broadcasting license cannot hold more than 40 percent of the total capital in a second company that owns a local or regional audio broadcasting license."

In May 2016, the Constitutional Court found that the legal restriction on the shareholder participation cap in a national company (40%) was incompatible with the Constitution and annulled this restriction.

In addition to the restrictions on media company shares, the law also sets a cap on advertising revenue: "No holder of national audio transmission licenses and national audiovisual transmission licenses, including AMSPs, licensed for audiovisual program services and/or authorized for satellite network-based program services under this law, can transmit more than 30 percent of the advertisements in the audiovisual transmission market." This legal provision aims to avoid the centralization of media power in the hands of a licensed media entity for a national digital network or national audiovisual service, as well as to prevent the domination of the media market by one or more entities.

Another legal provision that sets barriers in the media field is Article 63, which provides restrictions on the maximum number of program services that a licensed entity by AMA can own. In point 2 of this article, it is stipulated that: "*... a licensed entity for digital transmissions or for providing audio or audiovisual program services cannot own more than one-third of the total number of respective local, regional, and national programs.*"

Ownership restrictions in the audiovisual field are foreseen for audio/audiovisual transmissions that use frequencies and for satellite services, as by nature, the latter is equated with digital audiovisual services.

Meanwhile, for other audiovisual services provided through cable networks, online, or the internet, the law does not impose any ownership restrictions. These entities are authorized to operate by obtaining a service provision authorization, without undergoing a competitive process, as is the case with entities seeking a license for digital networks or audio/audiovisual program services. The current legislation establishes liberal policies for the authorization of media services, as authorization for these services is issued without a competitive process, simply based on the completed request of interested parties.

Audiovisual services in Albania, by the nature of ownership, are:

- Public services: The public broadcaster RTSH offers national and local radio and television services;
- Private services;
- Non-commercial services: community audio entities (so far there are 4 entities licensed for this non-profit audio service) and retransmitting entities.

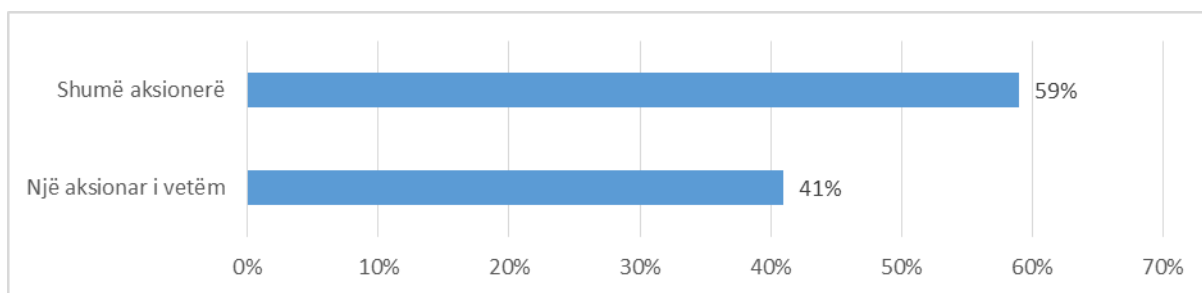
3.1 Ownership structure in the audiovisual market

The following charts provide data on the ownership structure of AMSPs divided into four major groups: televisions, radios, cable operators, and other services.

For each of them, the level of ownership participation is shown, specifically with one shareholder and a group of shareholders. The data are based on official documentation declared by the entities to AMA.

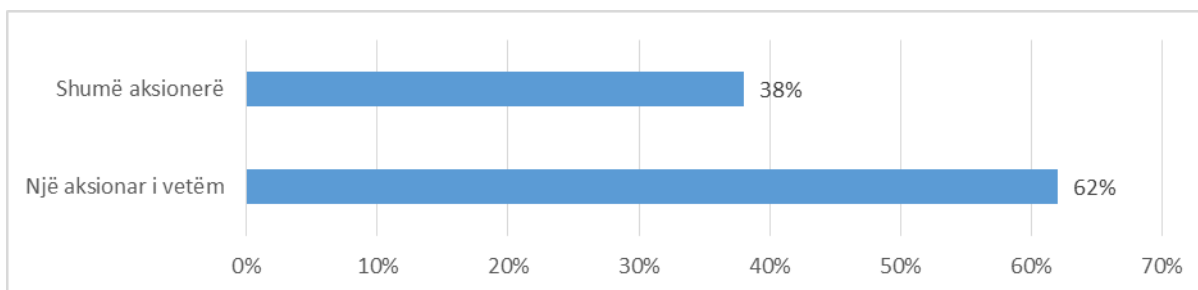
TV Channels

As can be seen from the graphical presentation, around 59% of television entities are owned by a group of shareholders, while the remaining 41% of entities have a single shareholder.



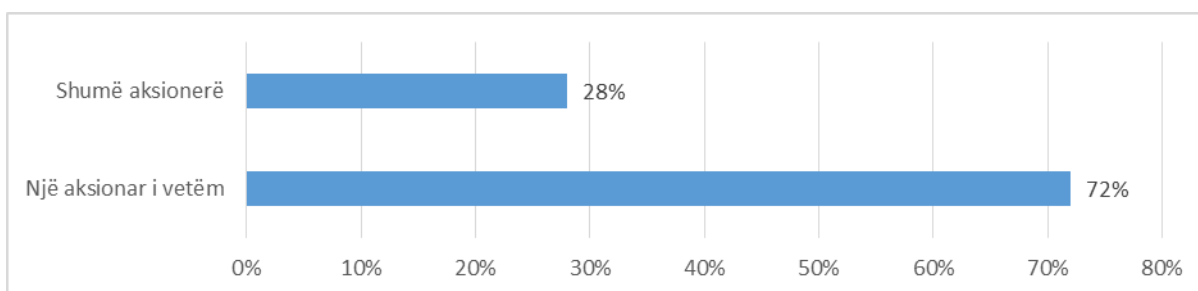
Radio Channels

In audio entities, it is noted that we have a higher ownership level in the group of shareholders, with 62%, and 38% for a single shareholder.



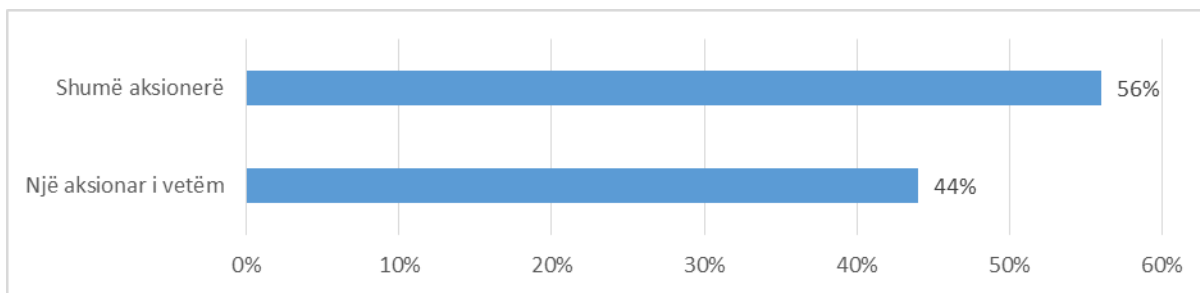
Cable TVs

For cable operators, 72% of entities are co-owned, while entities with a single shareholder account for 28%.



Other services

Similar to other divisions (televisions and cable operators), the ownership structure is divided as follows: 56% group of shareholders and 44% single shareholder.



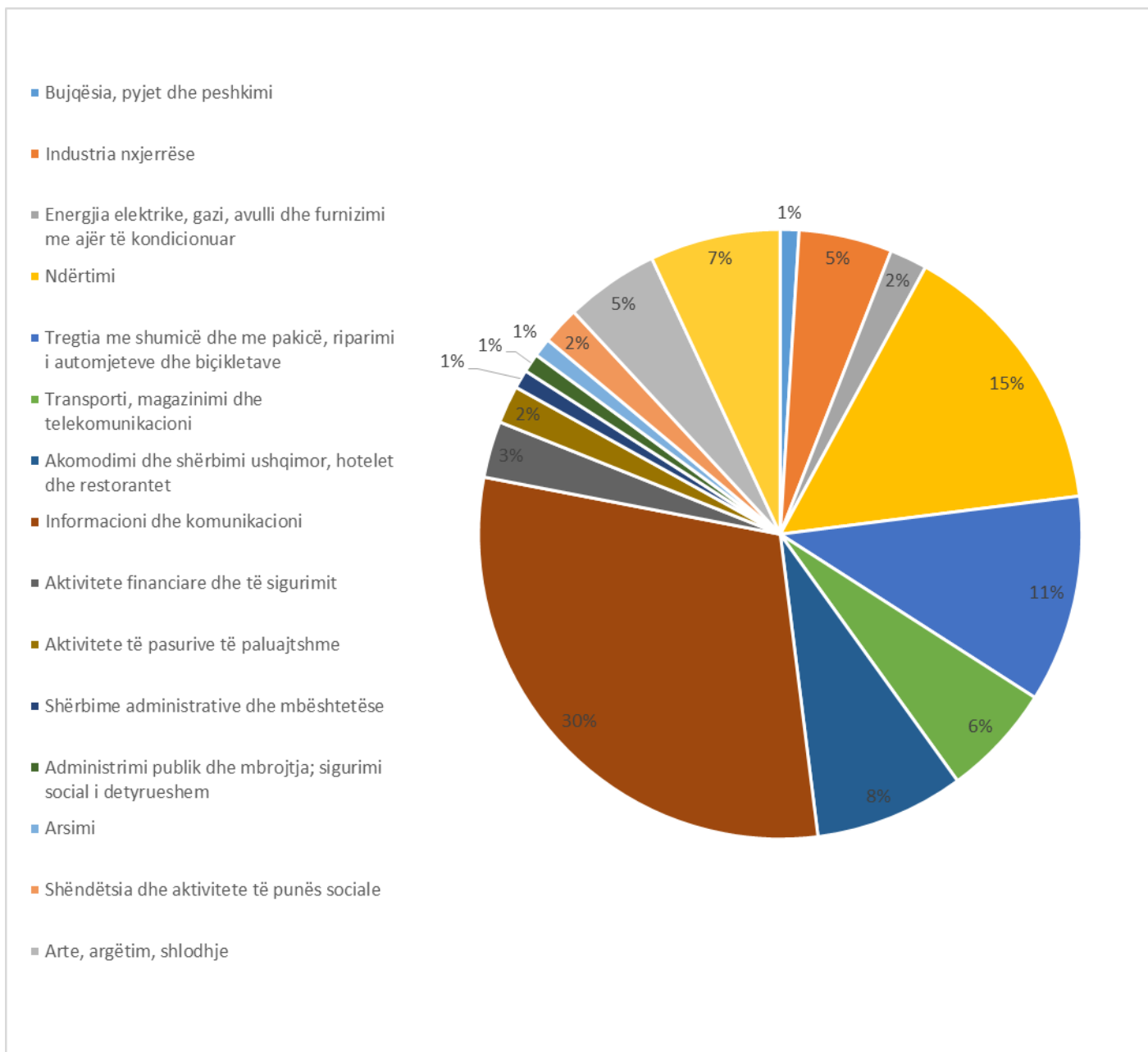
3.2 Concentration of AMSPs contributors in different sectors of the industry

The following charts present data on when the owners and shareholders who have invested in the audio and audiovisual market are also oriented in their business activities in other industry sectors, as defined by INSTAT, such as agriculture, forestry, and fishing; extractive industry; manufacturing industry; electricity, gas, steam, and air conditioning supply; water supply, waste treatment and management activities; construction; wholesale and retail trade; repair of motor vehicles and bicycles; transport, storage, and telecommunications; accommodation and food services; hotels and restaurants; information and communication; financial and insurance activities; education; real estate activities, etc.

TV Channels

Based on data from the National Business Center (QKB), in the television market, the owners and shareholders are mostly oriented in two industry sectors (as shown in the chart below): "information and communication with 30%" and "construction" with 15%, as well as "wholesale and retail trade," which accounts for 11%. In recent years, there has been a noticeable increase in investments in the construction industry.

Agriculture, Forestry, and Fishing	1%
Mining and Quarrying	5%
Electricity, Gas, Steam, and Air Conditioning Supply	2%
Construction	15%
Wholesale and Retail Trade, Repair of Motor Vehicles and Bicycles	11%
Transportation, Storage, and Telecommunications	6%
Accommodation and Food Services, Hotels and Restaurants	8%
Information and Communication	30%
Financial and Insurance Activities	3%
Real Estate Activities	2%
Administrative and Support Services	1%
Public Administration and Defense; Compulsory Social Security	1%
Education	1%
Health and Social Work Activities	2%
Arts, Entertainment, and Recreation	5%
Other Service Activities	7%

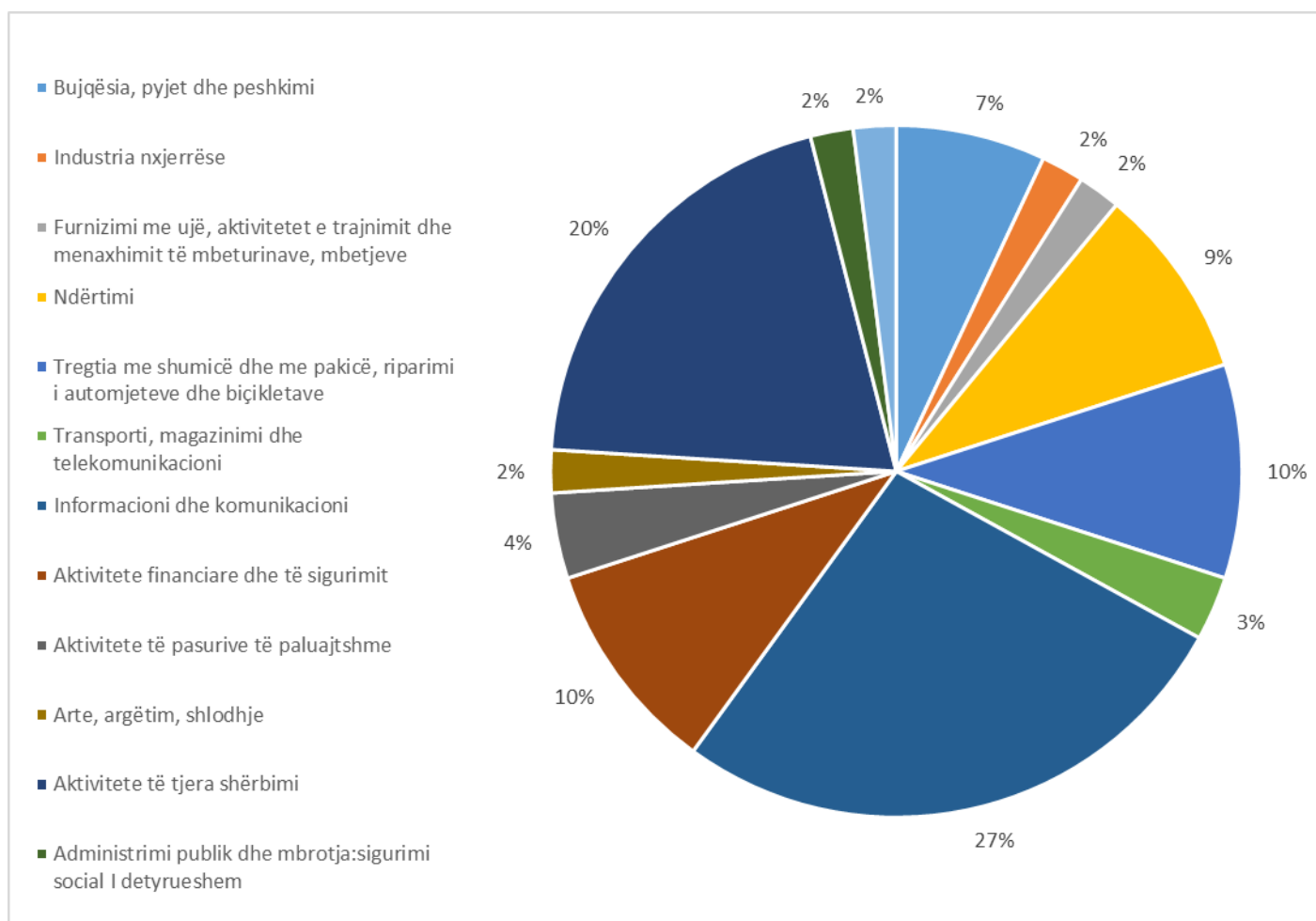


Radio Channels

For audio entities, it is observed that the owners and shareholders are mostly oriented towards "information and communication" with a value of 27%, "other service activities" with a value of 20%, and in equal proportions of 10% in "financial and insurance activities" and "wholesale and retail trade, repair of motor vehicles and bicycles."

Mining and Quarrying	2%
Water supply, waste treatment and management activities, waste	2%
Arts, Entertainment, and Recreation	2%
Public administration and defence: compulsory social insurance	2%

Education	2%
Transportation, Storage, and Telecommunications	3%
Real Estate Activities	4%
Agriculture, Forestry, and Fishing	7%
Construction	9%
Wholesale and Retail Trade, Repair of Motor Vehicles and Bicycles	10%
Financial and Insurance Activities	10%
Other Service Activities	20%
Information and Communication	27%

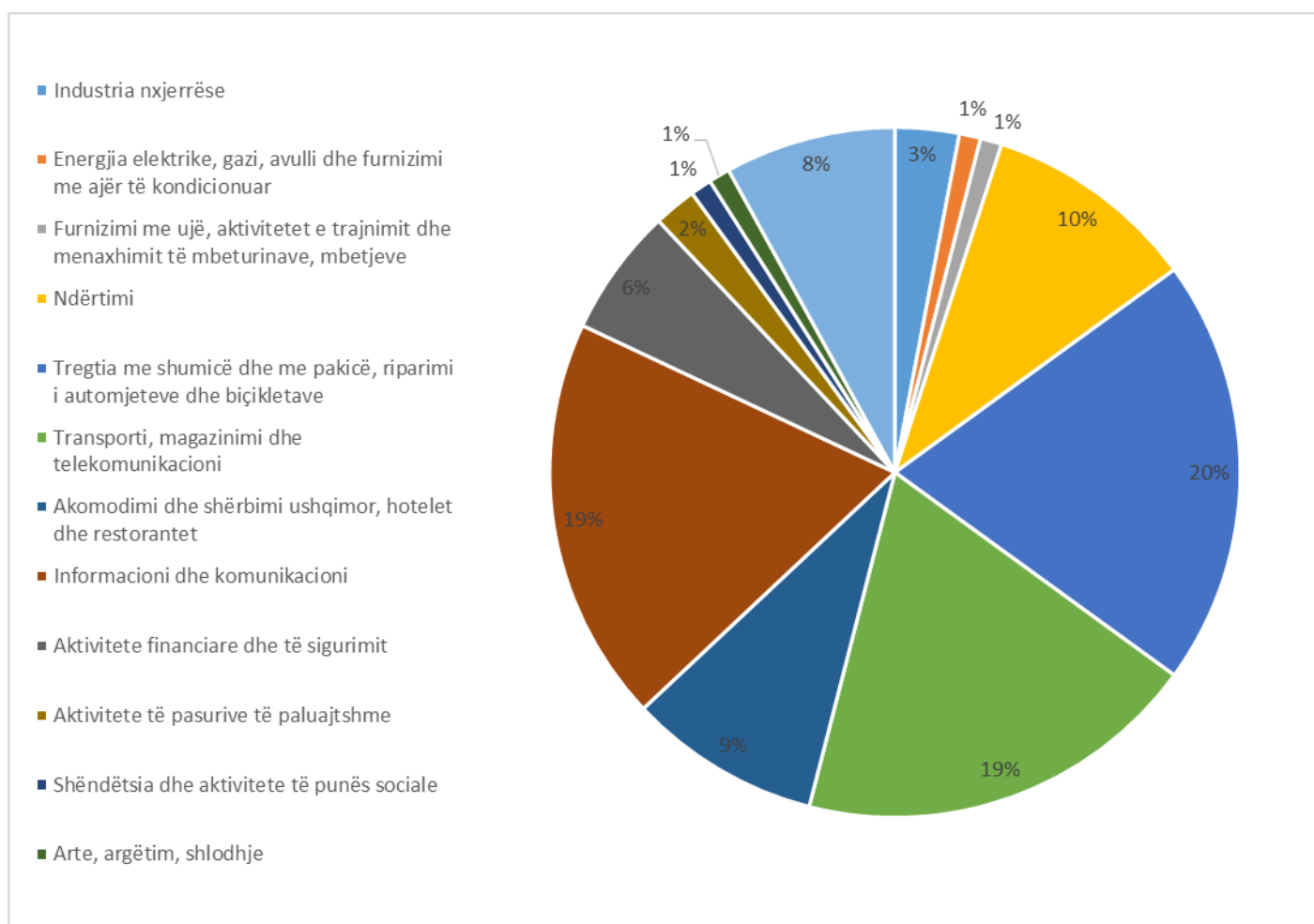


Cable TVs

According to the chart below, the largest contribution in this group is in "wholesale and retail trade" with a value of 20%, followed by equal values in "transport, storage, and telecommunications industry" and "information and communication industry," with 19%.

Mining and Quarrying	3%
Electricity, Gas, Steam, and Air Conditioning Supply	1%

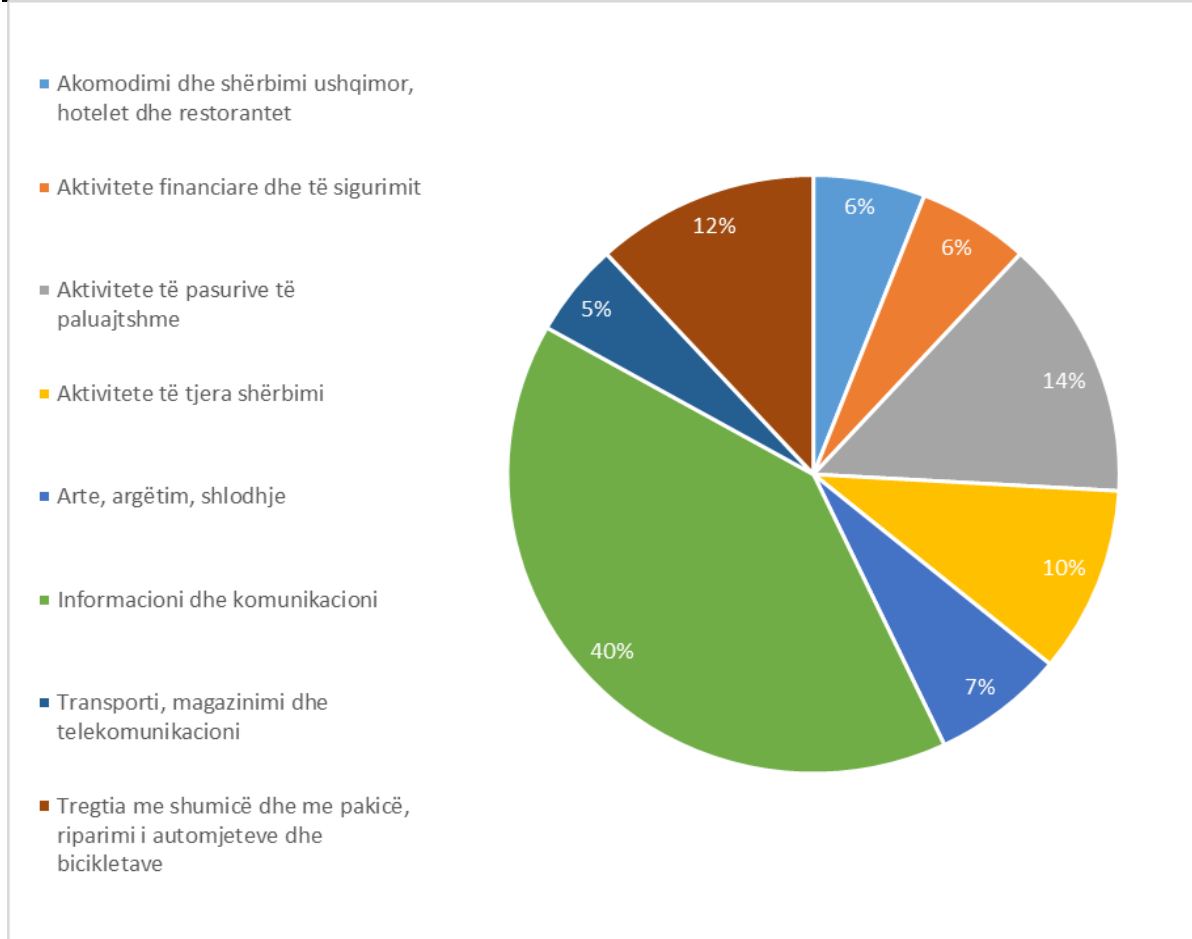
Water supply, waste treatment and management activities, waste	1%
Construction	10%
Wholesale and Retail Trade, Repair of Motor Vehicles and Bicycles	20%
Transportation, Storage, and Telecommunications	19%
Accommodation and Food Services, Hotels and Restaurants	9%
Information and Communication	19%
Financial and Insurance Activities	6%
Real Estate Activities	2%
Health and Social Work Activities	1%
Arts, Entertainment, and Recreation	1%
Other Service Activities	8%



Other Services

The largest contribution in this AMSPs group is oriented towards information and communication with 40%. Meanwhile, there is a distribution among industries in real estate activities, wholesale and retail trade, and other service activities.

Accommodation and Food Services, Hotels and Restaurants	6%
Financial and Insurance Activities	6%
Real Estate Activities	14%
Other Service Activities	10%
Arts, Entertainment, and Recreation	7%
Information and Communication	40%
Transportation, Storage, and Telecommunications	5%
Wholesale and retail trade, repair of motor vehicles and bicycles	12%



3.3 Ownership participation for each AMSPs

According to legal obligations, entities must receive approval from AMA for ownership participation and changes.

The following table presents data on the ownership structure of AMSPs, including the level of shareholder participation.

TV CHANNELS

Name of the operator	Natural or legal person	Ownership
RTSH	Public ownership	
Klan	The company "TV Klan" sh.a	Alba Gina (40%) Aleksandër Frangaj (60%)
Top Channel	The company "Top Channel" sh.a	Lorela Hoxha (20%) Vjollca Hoxha (20%) Itan Hoxha (20%) Sara Hoxha (20%) Redia Hoxha (20%)
Media Vizion	The company "Media Vizion" sh.a.	Genci Dulaku (33.33 %) Artan Dulaku (33.33 %) Adrian Dulaku (33.33 %)
TV Klaudiana	The company "THEMATIC INFORMATION BROADCASTING OPERATOR" sh.p.k.	Iris Zaçellari (100%)
TV 6+1	The company "6+1"Vlora" sh.p.k	Albert Deliaj (41%) Arben Deliaj (22%) Qetësor Deliaj (18%) Genc Deliaj (15%) Leonard Deliaj (4%)
Blu TV	The company "One TV Vlora" sh.p.k	The company "Regina Group" sh.p.k. (100%)
Panorama Tv	The company "PANORAMA TV" sh.p.k.	Panorama Group (40%) Panda Group (60%)
Club TV	The company "Egnatia Televizion" sh.a	Gazmend Leçini (40%) Hatem Bregu (40%) Xhevdet Spahiu (20%)
TV Channel 1	The company "Media Nord" sh.a	Ermir Bebeziqi (100%)
TV Mati	The company "Vani" sh.p.k	Luftim Vani (100%)
Syri TV	The company "3DS&AF ENTERTAINMENT" sh.p.k.	Center for Open Information (100%)
Fax News TV	The company "Fax Media News"sh.a	Kedo group" sh.p.k (90%) Ardian Dushaj (10 %)
BBF TV	The company "BBF" sh.a	Blendi Kalivaçi (50%) Flamur Kalivaçi (50%)
Ora News	The company "CHANNEL ONE " sh.p.k.	Astrit Sejdini (70%) Agency for the Administration of Seized and Confiscated Assets (AAPSK) 30%
TV Sot 7	The company "TV SOT 7" sh.p.k	Bajram Fezollari (100%)

ABC NEWS TV	The company "ABC NEWS" sh.a	The company "A.B.C. Management" sh.p.k. (100%)
TV Shijaku	The company "Media +" sh.a	Gëzim Ismaili (40%) Ramazan Ismaili (35%) Fatbardh Merko (15%) Muhamer Cipi (10%)
TV Kukësi	The company "Televizioni Kukës" sh.a	Lufti Meçka (60%) Remzije Meçka (40%)
SCAN	The company "SCAN" sh.a.	Dorina Sela (85%) Arjola Kumbara (15%)
Rozafa Motiv	The company "MEDIA MOTIV" sh.a	Gasper Kokaj (100%)
Lobi	The company "MRM" sh.p.k	Krisanthi Koçibelli (100%)
Euro Balkans News	"Euro Balkans News" sh.p.k.	INTER MEDIA GROUP (100%)
News 24	The company "Focus Media News" sh.p.k	The company "Focus Group" sh.p.k. (100%)
TV Apollon	The company "F.K.T" sh.p.k	Artur Rustemi (100%)
Kopliku	The company "TV Kopliku" sh.p.k.	Zenel Hoxhaj (100%)
Alpo	The company "AMG 2000" sh.p.k.	Aristotel Petro (100 %)
Channel 7	The company "Channel 7" sh.p.k.	Rigels Malile (100%)
Berati	The company "TV BERATI" sh.p.k.	Alban Shehu (100%)
Televizioni BS	The company "MEDIA BS" sh.p.k.	Gëzim Brahusa (100%)
A2	The company "G2 Media" sh.p.k	"Gener 2" sh.p.k. (100%) .
Ora	The company "Ora" sh.a.	Agency for the Administration of Seized and Confiscated Assets (AAPSK) (100%)
Glob TV	Natural Entity	Emiljano Hoxhaj (100%)
Tring TV	The company "Tring TV" sh.a.	"CONCORD INVESTMENT" sh.p.k. (100%)

Digitalb Tv	The company "Digitalb" sh.a	Alban Jaho (2,52%) Itan Hoxha (8,56 %) Alba Gina (8%) Agron Shaplllo (2,52%) Eduard Poda (1,52%) Redia Hoxha (4,19%) The company "ALBSEA TRANSPORT" sh.p.k. (8%) The company "DEM Capital" sh.p.k. (8,9%) The company "Arch Investor" (3,2%) The company "E&E INVESTMENT" sh.p.k. (8,9%) The company "UNION GRUP" sh.p.k., (13,6%) The company "LORESA" sh.p.k., (30,07%)
Star Plus	The company "Star News RTV" sh.p.k.	Valter Fushaj (40%) Pjerin Fushaj (30%) Niko Fushaj (30%)
Premium Travel	The company "Premium Media" sh.p.k	Enver Mehmeti (100 %)
Era Digital	The company "Era-Digital" sh.p.k.	Kujtim Hasa (16%) Orel Mehja (34%) Andrea Asllani (50 %)
Report TV	The company "MTSC" sh.p.k.	Carlo Bollino (100%)
ADTN	The company "ADTN" sh.a.	The company "DIGIT-ALB" sh.a. (100%)
MCNtv	The company "MCN24" sh.p.k.	The company "OTIG" sh.p.k (100 %)
MCN TV	The company "Johaniteri" sh.p.k.	The company MGR sh.p.k. (100%)
City News Albania HD	The company "City News Albania" sh.p.k.	Elvi Fundo (80%) CNA Media (20%)
IN TV	The company "INTER ACTIVE MEDIA" sh.p.k.	Panajot Braja (60%) INTER MEDIA GROUP (40%)

Radio Channels

Name of the operator	Natural or legal person	Owners/Partners
----------------------	-------------------------	-----------------

Top Albania Radio	The company "Top Albania" sh.a	Zhuljeta Lamaj (20%) Itan Hoxha (10%) Lorela Hoxha (10%) Sara Hoxha (10%) Redia Hoxha (10%) Ervin Zeneli (40%)
Tibo Radio	The company "Big Fm" sh.p.k.	TIBO AL sh.p.k. 100%
Radio Fieri	The company "Pelari/A" sh.p.k	Sifi Pelari 100%
Radio Saranda	The company "Radio Saranda" sh.p.k.	Shkëlqim Hajno 100%
Radio Val' e Kaltër	The company "RVK3" sh.p.k.	Graciano Hoxha (50%) Robert Hoxha (50%)
Radio Ime	The company "Radio Ime" sh.p.k.	Enno Alimerko (100%)
Radio Alfa & Omega	The company "ALFA & OMEGA" sh.p.k.	Carlo Bisceglia, (25%) Lefter Roko (25%) Alban Nexhipi (50%)
Top Gold Radio	The company "TOP GOLD" sh.p.k	Ledion Liço (52%) Eduard Poda (48%)
Radio Alpo	The company "AMG 2000" sh.p.k.	Aristotel Petro (100%)
Radio News 24	The company "Focus Media News" sh.p.k	Focus Group (100%)
Radio 7	The company "MEDIA J-7" sh.p.k	Enkelejda Shelburne Kumaraku (80%) Andrea Kumaraku (10%) Ermela Zaimi (5%) Erion Prendi (5%)
Radio Emanuel	The company "Emanuel" sh.p.k	Meritan Baraku (56.66%) Kristiana Storlie (Baraku) (21.66%) Mariela Baraku (21.66%)
MCN Radio	The company "Tema TV" sh.p.k.	OTIG (100%)
Radio Travel	The company "Premium Media" sh.p.k.	Enver Mehmeti (100%)
Radio Love 90.7	The company "Antena" sh.p.k	Emanouil Papadopoulos (75%) Ols Abazi (25%)

Radio Eurostar	The company "Radio Euro Star Music" sh.p.k	Blerina Zamani (100%)
House of Arts Radio	The company "House of Arts Radio Television" sh.p.k.	Elona Jegeni (100%)
Radio Energy	The company "Loudcom Media" sh.p.k	Andi Islami (100%)
Radio Kontakt	The company "MEDIA KONTAKT" sh.p.k	Sumeja Zekaj (100%)
Radio My Music	The company "My Music" sh.p.k	Vjollca Hoxha (100 %)
Radio Nacional	The company "NACIONAL A.H." sh.p.k	Flamur Buçpapaj (100%)
Radio Klea	The company "Radio Klea" sh.p.k	Taulant Pilavi (100%)
Radio Shqip	The company "Radio SHQIP" sh.p.k	Xhemal Reka (100 %)
Radio Club AlSION	The company "Radio AlSION" sh.p.k.	Alion Sejdini (100%)
Radio Logos	The company "Radio Logos" sh.p.k.	George William Strum (100 %)
Radio One	The company "Radio One Albania" sh.p.k	Aldo Liçaj (100 %)
Radio Jehona	The company "JEHONA" sh.p.k	Arben Halluni (75%) Laver Halluni (25%)
Radio Ora	The company "ORA" sh.a	Agency for the Administration of Seized and Confiscated Assets (AAPSK) (100%)
In Radio 105.7	The company "TOK MEDIA" sh.p.k.	INTER MEDIA GROUP (100%)
Radio Lushnja	The company "Radio Lushnja" sh.p.k	Edi Halilaj (100 %)
Radio 1	The company "Media New Vizion" sh.p.k.	Gazmend Leçini (100%)
Radio Alpet	The company "WAVE" sh.p.k.	Erion Mato (50%) Andi Knuti (50%)
Radio Vlora	The company "F K T" sh.p.k	Artur Rustemi (100%)
Radio 4+	The company "4 PLUS MEDIA GROUP" sh.p.k	Gëzim Koçiu (100%)
Radio Klan	The company "Radio Klan" sh.a.	The company "TV Klan" sh.a. (100%)
Kiss FM	The company "Kiss FM" sh.p.k	"Noa Holding" sh.p.k (100%)

Play Radio	The company "RADIO ON" sh.p.k.	Luan Banushi (50%) Eri Moçi (50%)
Radio ABC News	The company "ABC News" sh.a.	"A.B.C Management" sh.p.k., (100%)
Radio Jeta	The company "Radio Jeta" sh.p.k	Majlinda Kumaraku (100%)
Best Radio	The company "3DS&AF" sh.p.k.	Qendra për Informim të Hapur (100%)
City Radio Albani"	The company "Triangle Media Group" sh.p.k.	Genc Gjineci (100%)
Radio 7 Nord	The company "GOOD NEWS J-MEDIA" sh.p.k.	Jonida Viso (100%)
Radio City FM	The company "City FM" sh.p.k.	Renato Liço (33%) Marsel Telha (34%) Bujar Çekrezi (33%)
Radio Living	The company "Media Living" sh.p.k.	Ervin Vaso (100%)
Club Fm	The company "Club Muzikor" sh.a.	Olta Reka (26 %) Arben Bylykbashi (74 %)
Radio Sol	The company "Radio Sol" sh.p.k	Tedi Xhori (100%)
Saranda Ime	The company "Radio Televizioni Saranda" sh.p.k.	Thodhori Dukshi (100%)
Radio DJ 98.2	The company "Radio Network Albania" sh.p.k	Lorena Avdija (100 %)
COMMUNITY RADIOS		
Radio Spektrum	Muslim Community of Albania	
Radio Maria	Association "Radio Maria"	
Radio Ngjallja	Autocephalous Orthodox Church of Albania	
Radio Dodona	World Bektashi Headquarters of Albania	
RADIO WITH RETRANSMISSION		
"Radio BBC"	Public entity from the United Kingdom / Represented in Albania by RTSH	
"Radio RFI"	French Embassy in Albania	
China Radio International (CRI)	The company "ALB – CRTV" sh.p.k.	CRTV 100% of shares

Cable TVs

Name of the operator	Natural or legal person	Owners/Partners
“TV Irla”	The company “IRLA” sh.p.k	Irakli Kuqo (100%)
“Cable TV Inkusat“	Natural Entity	Artan Zhiva
“Cable TV Iliria“	Natural Entity	Eduart Azizolli
“Cable TV Korça“	The company "MRM" sh.p.k.	Krisanthi Kocibelli (100%)
“Cable TV Ani“	Natural Entity	Manushaqe Dervishi
“Cable TV Kuçova“	Natural Entity	Eduart Feka
“Cable TV Mati“	The company “VANI” sh.p.k.	Luftim Vani (100%)
“Cable TV Asparag“	Natural Entity	Bardhyl Tosku
“Cable TV Bulqiza“	The company “MARIUXHO” sh.p.k.	Edmond Isaku (100%)
“Cable TV Kukësi“	The company “TELEVIZIONI KUKËSI”	Lutfi Meçka (60%) Remzie Meçka (40%)
“Cable TV Delvina“	Natural Entity	Adriatik Bajrami
“Cable TV Kl-Ed“	The company “KL-ED KABELL” sh.p.k.	Doklead Ademi (50%) Ilda Doçi (50%)
“Cable TV Ir-Gen“	The company “IR-GEN” sh.p.k.	Bashkim Graçi (100%)
“Cable TV APT“	The company "APT Cable" sh.p.k.	Konstandina Thanasi (100 %)
“Cable TV Tepelena Sat“	Natural Entity	DRITAN MEMUSHI
“Cable TV Shijaku“	The company "Cable TV Shijaku" sh.p.k	Shkëlqim Berhami (50%) The company “Albanian Satellite Communications” sh.p.k. (50%)
“Cable TV Ura Vajgurore“	Natural Entity	Milika Nito

“Cable TV Divjaka“	Natural Entity	Gentian Kusta
“Cable TV Përrenjas“	Natural Entity	Ergys Çausi
“Cable TV Maqellara“	The company “MAQELLARA Cable TV” sh.p.k	Irfan Nasufi (100%)
“TV Tërbufi“	Natural Entity	Shpresa Boriçi
“TV Tata Junior“	The company Tata Junior sh.p.k	Ervin Tahiri (100%)
“Cable TV Vjosa“	Natural Entity	Shezai Aliaj
“Cable TV M&G“	Gentian Biçiku	Gentian Biçiku
“Cable TV Pupa“	Natural Entity	Eneritan Pupa
“Cable TV 2ASL“	The company "Tv Best Channel"	Andrea Asllani (100%)
“Cable TV Lapardha“	Natural Entity	Shaban Merkaj
“Cable TV Mamurras“	Natural Entity	Ardian Gega
“Cable TV Masa Grup“	The company “MASA GRUP 2009” sh.p.k.	Aurora Koro (100%)
“TV Vlora Cable“	The company “Cable TV Vlora Cable” sh.p.k.	Vexhi Danaj (40%) Nexhmedin Danaj (30%) Ndue Guri (30%)
“VODAFONE TV”.	VODAFONE ALBANIA sh.a.	“Vodafone Europe B.V.” (100%)
"Elbasan Cable"	The company “Albanian Satellite Communications” sh.p.k.	Benjamin Feinberg (12,5%) Adrian Dulaku (26%) Artan Dulaku (36%) Genci Dulaku (25,5%)
Cable TV Amaregi	Natural Entity	Agron Beqiri
Cable TV Libcom	The company "Libcom" sh.p.k.	Dashmir Pali (100%)
Novanet	.The company "Novanet" shpk	Kevin Allaraj (100%)

Cable TV Sin-Tel	The company "SIN - TEL" sh.p.k.	Ismir Basha (90%) Spiro Dhjamandi (10%)
"Cable TV Sulova"	Natural Entity	Besim Sula
"MY NET-TV EDMA"	Natural Entity	Edmond Manja
"Cable TV Best Cable"	Shoq. "BEST CABLE" sh.p.k.	Andrea Asllani (50%) Xhevahir Kalemani (50%)
"Cable TV Sky Elbasan"	The company "SKY ELBASAN" sh.p.k.	Leonard Prifti (50%) Arjan Koka (50%)
"Cable TV Erden"	Natural Entity	Krenar Goga
Cable TV Tele.co.Albania	The company "Tele.co.Albania" sh.p.k.	Vladimir Cobo (18%) Agim Cobo (18%) Astrit Cobo (20%) Shezai Cobo (26%) Ismet Cobo (20%)
"Net 3 Digital"	The company "Net 3 Digital" sh.p.k.	Astrit Elezi (60%) Kreshnik Poshnja (20%) Xhevdet Rrusta (10%) Gazeli Hysa (10%)
"Aral"	Natural Entity	Guri Meko
"Cable TV Laçi"	Natural Entity	Pashk Laska
Cable TV AEG.NET	The company "AEG.NET" sh.p.k.	Artur Imeraj (50%) Gjergj Leka (50%)
Cable TV Topojë	Natural Entity	Aristir Kërri
"Cable TV Andor"	Natural Entity	Fatjon Meço
"Cable TV Drini"	Natural Entity	Liberta Thanza
"Cable TV Manza"	The company "Priam Net" sh.p.k.	Muharrem Sula (100%)
"Cable TV Beselidhja"	Natural Entity	Preng Doda
"Digital"	The company Sabatel sh.p.k	Avdul Yzeriri (30%) Izder Avdulla (30%) Sali Saliu (30%) The company Nisatel (10%)

ITCOM	The company "ITCOM" sh.p.k.	Marin Palushi	(100%)
Procom sh.p.k	Shoq Procom sh.p.k.	Florenc Karaj Diamen Miraka	(50%) (50%)
Tv K Ibeg4	Natural Entity	Edmond Culi	
Network Albania	The company "Network Albania" sh.p.k.	Taulant Hajdini Saimir Hajdini	(65%) (35%)
Netsyscom Tv	The company "Netsyscom" sh.p.k.	Dedë Bukaqeja	(100%)
"1Net"	The company "1Net" sh.p.k	Skerdilajd Muho	(100%)
"Cable TV Fastnet"	The company "Fastnet Albania" sh.p.k.,	Kamber Zylo	(100%)
"Fabbtel"	The company "Fabbtel" sh.p.k.	Hilmi Xhahysa Gëzim Çerri	(50%) (50%)
"Selenicë Kabllor"	Shoq. "Selenice kabllor" sh.p.k.,	Gazmir Beqaj	(100%)
"Korabi Net"	The company "Korabi-Net" sh.p.k	Engjëll Melani	(100%)
"ACENET"	Shoqërisa "ACENET" sh.p.k	Brunild Gashi Josif Gjeçi Rodolf Velo Ramis Krasniqi	(40%) (20%) (20%) (20%)
"Dedolli 2015"	The company "Dedolli 2015" sh.p.k.,	Ervist Dedolli	(100%)
"Ylli Net+"	Natural Entity	Ylli Xhafa	
"Cable TV Maxcom"	The company "MAXCOM" sh.p.k.,	Eduart Çuni	(100%)
"Tris Optik"	The company "Tris Optik" sh.p.k.	Ervin Luzi Admir Xhani	(50%) (50%)
"Cable TV Shqiponja.AL"	Shoqërisë "Shqiponjaisp.AL" sh.p.k	Myrteza Qarri	(100%)
"Marinaj Internet - Kabllor"	Natural Entity	Nikoll Marinaj	
"Cable TV Shimaj"	"Shimaj-Net" sh.p.k	Blerim Shimaj	(100%)

1. Authorised Service Provision

Name of the operator	Natural or legal person	Owners/Partners
"STV"	The company "Radio Televizioni Super Sonic" sh.p.k	Diana Hoxha Cerova (15%) Riza Hoxha Cerova (15%) Altin Çela (70%)
"STV Folk"	The company "Radio Televizioni Super Sonic" sh.p.k	Diana Hoxha Cerova (15%) Riza Hoxha Cerova (15%) Altin Çela (70%)
"VTV"	The company "Vodafone Albania" sh.a.	"Vodafone Europe B.V." (100%)
TV Info Channel	The company "ONE ALBANIA" sh.a.	Albania Telecom Invest AD (94.12%) Aksionarë të tjerë (0.74%) Ministria e Financës dhe Ekonomisë (2.55%) 4IG Albania KFT (2.15%) Posta Shqiptare sh.a (0.46%)
Zjarr TV	Natural Entity	Ismet Drishti
"Premium travel"	The company "Premium Media" sh.p.k.	Enver Mehmeti (100%)
Eden 3	Natural Entity	Gladiola Shehaj
"Tele.Co.Albania"	The company "Tele.co.Albania" sh.p.k.	Vladimir Çobo (18%) Agim Çobo (18%) Astrit Çobo (20%) Shezai Çobo (26%) Ismet Çobo (18%)
TV Elrodi	Natural Entity	Elida Llupa
NEXT -Tv	The company "Next-Tv" sh.p.k.	Vasil Luadhi (100%)
Network Albania	The company "NetworkAlbania" sh.p.k.	Tauland Hajdini (65%) Saimir Hajdini (35%)
Adria Net	Natural Entity	Kristi Gorea
"Net 3 Digital Tv"	The company "Net 3 Digital" sh.p.k.	Kreshnik Poshnja (20%) Astrit Elezi (60%) Xhevdet Rrusta (10%) Gazeli Hysa (10%)

Tv Gold	The company "Tv Gold" sh.p.k.	Artan Xhaferri (60%) Ardjana Merko (40%)
Tv Lezha	Natural Entity	Fred Stakaj
Tv 4+	The company "4 Plus Media" Group" sh.p.k.	Gëzim Koçiu (100%)
Tv Bulqiza	Shoq. Mariuxho sh.p.k.	Edmond Isaku (100%)
Bulevard TV	The company "BULEVARD PRESS" sh.p.k.	Marçela Llana (100%)
Saranda TV	The company "Radio Televizioni Saranda" sh.p.k.	Thodhori Dukshi (100%)
T-ACTION T-DRAMA T-THRILLER T-PRIME 1 T-PRIME 2 T-SERIAL T-COMEDY T-DOC 1 T-DOC 2 TIBO NEWS DING DONG CLOVER	The company "TIBO AL" sh.p.k.	Saimir Gora (100%)

Other services

2. IPTV/OTT re-transmitters

Name of the operator	Natural or legal person	Owners/Partners
"Tring Tv" (re-transmitters OTT)	"Tring TV" sh.a	The company "CONCORD INVESTMENT" sh.p.k. (100%)
"Tibo" (re-transmitters OTT)	"TIBO" sh.p.k.	Vjosa Kalemi (20%) Adnand Mahmuti (42%) Marina Rama (38%)
"Abissnet" (re-transmitters OTT)	The company "Abissnet" sh.a	2k Group (100%)

"Nisatel" (re-transmitters OTT)	The company "Nisatel" sh.p.k	Sadrit Danaj (45%) The company "Telecom & Energy Holding" sh.p.k. (55%)
"Digitalb" (re-transmitters OTT)	The company "Digit-Alb" sh.a.	Alban Jaho (2,52%) Itan Hoxha (8,56 %) Alba Gina (8%) Agron Shaplo (2,52%) Eduard Poda (1,52%) Redia Hoxha (4,19%) t The company "ALBSEA TRANSPORT" sh.p.k. (8%) The company "DEM Capital" sh.p.k. (8,9%) The company "Arch Investor" (3.2%) The company "E&E INVESTMENT" sh.p.k., (8,9%) The company "UNION GRUP" sh.p.k. (13.6%) The company "LORESA" sh.p.k. (30.07%)
"ONE ALBANIA"	The company "ONE ALBANIA" sh.a.	Albania Telecom Invest AD (94.12%) Other shareholders (0.74%) Ministry of Finance and Economy (2.55%) 4IG Albania KFT (2.15%) Posta Shqiptare sh.a (0.46%)
"ONE ALBANIA"	The company "ONE ALBANIA" sh.a.	Albania Telecom Invest AD (94.12%) Other shareholders (0.74%) Ministry of Finance and Economy (2.55%) 4IG Albania KFT (2.15%) Posta Shqiptare sh.a (0.46%)
"Bleta" (re-transmitters IPTV)	The company "BLETA" sh.p.k.	The company "CONCORD INVESTMENT" sh.p.k. (100%)
"Next Tv"(re-transmitters OTT)	The company "Next-Tv" sh.p.k.	Vasil Luadhi (100 %)
I.B.C. - TELECOM (OTT)	The company I.B.C-Telecom sh.p.k.	Gjergj Ejlli (100 %)
ODA TV	"Oda TV" sh.p.k	Ardit Gjinaj (5 %) Rezart Çobo (95 %)

Digicom (OTT)	The company "Digicom" sh.p.k.	The company "Albanian Telecommunications Union" sh.p.k. (85%) Marin Gjonaj (15%)
KLANI IM (OTT)	The company "Tv Klan" sh.a.	Alba Gina (40%) Aleksandër Frangaj (60%)
APT Cable (OTT)	The company "APT CABLE" sh.p.k.	Kostandina Thanasi (100 %)
"VODAFONE TV"	The company "VODAFONE ALBANIA" sh.a.	"Vodafone Europe B.V." (100%)
Over Sport (ofrues OTT)	The company "OVER SPORT" sh.p.k.	Eugen Gaçe ortak (90%) Lukas Maximilian Heidorn (10%)

III. Characteristics of personnel engaged in AMSPs

This section provides some of the key indicators regarding the composition of staff, as well as their treatment in relation to the revenues and expenses incurred by AMSPs. The following data is based on the self-declarations of audio and audiovisual entities to the respective institutions.

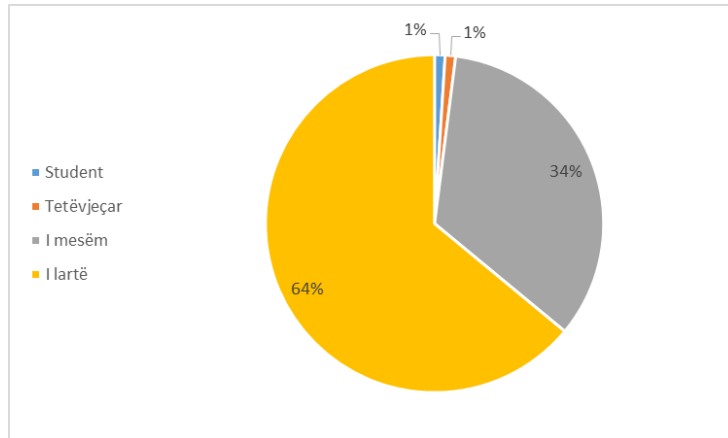
4. Staff Structuring by Educational Level, Age, Work Experience, Gender, and Professions;

4.1 Education of Employees

TV Channels

Among the personnel employed in television, the majority, specifically 64%, have completed higher education, 34% have secondary education, 1% have an eight-year education, and 1% are employed students.

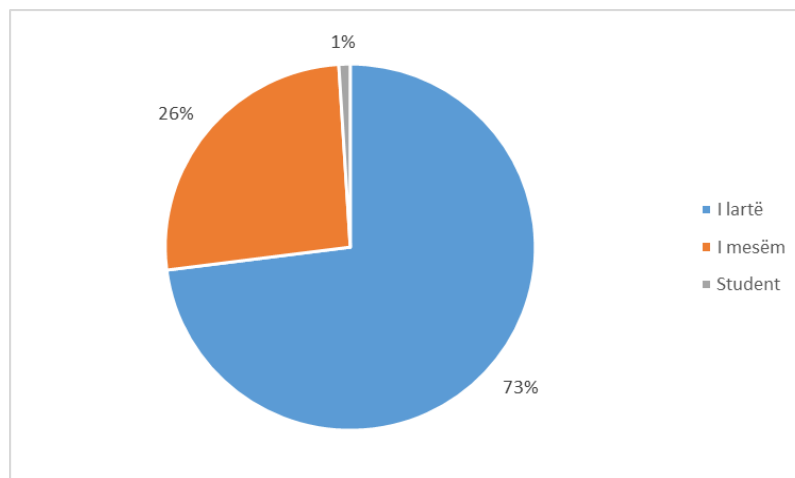
Students	1%
Eight-year education	1%
Secondary education	34%
Higher education	64%



Radio Channels

In radio stations, 73% of employees have higher education. 26% of this staff have secondary education, and 1% are students.

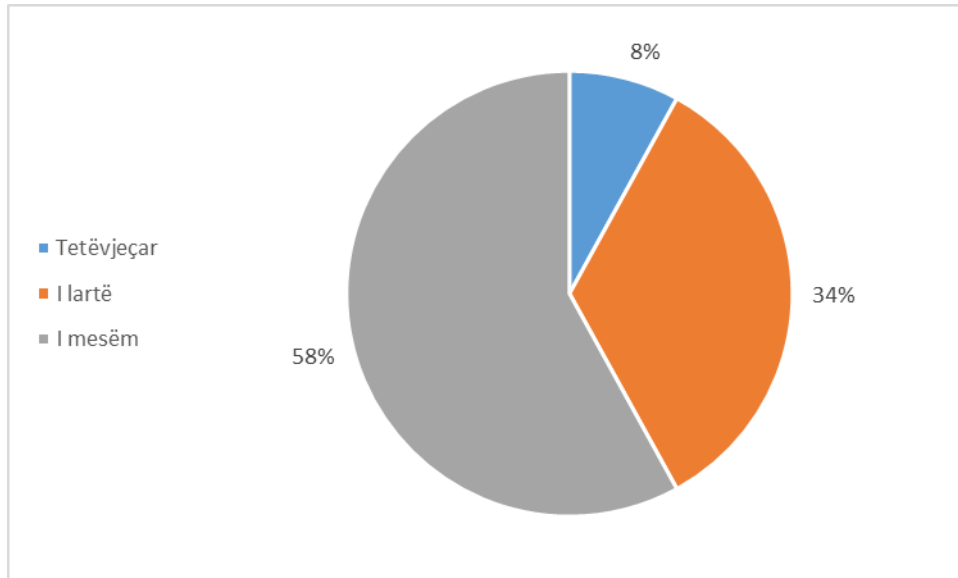
Higher education	73%
Secondary education	26%
Students	1%



Cable TVs

Cable operators have the majority of employees with secondary education, specifically 58%, 34% with higher education, and 8% with an eight-year education.

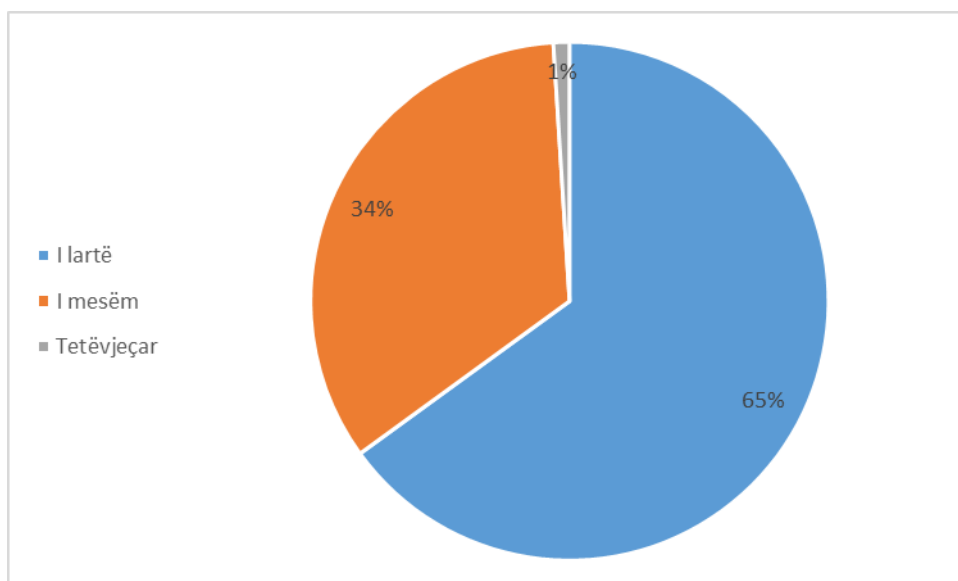
Eight-year education	8%
Higher education	34%
Secondary education	58%



Other services

It is observed in this category that the majority of employees, over 64%, have higher education, 33% have secondary education, while approximately 3% have an eight-year education.

Higher education	65%
Secondary education	34%
Eight-year education	1%

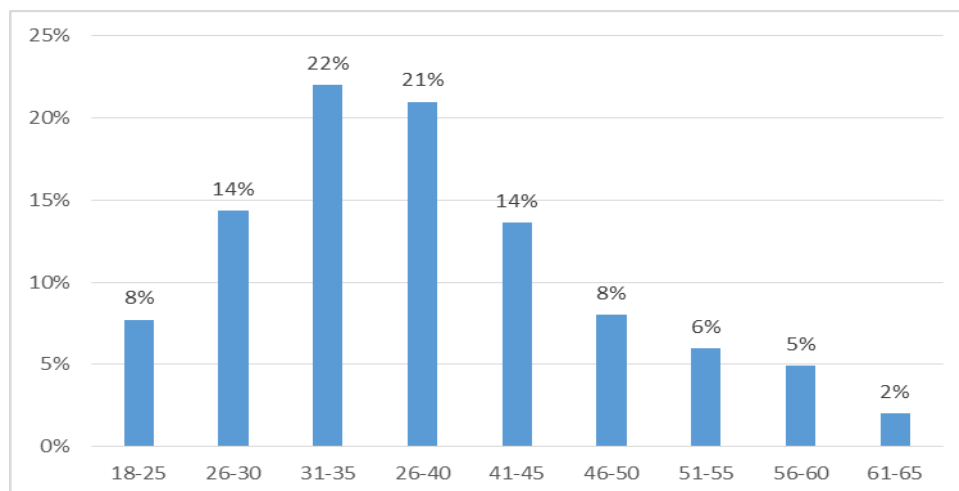


4.2 Age

TV Channels

The largest age group of employees in television is between 31-40 years old, accounting for 43%. Employees nearing retirement age make up only 2%.

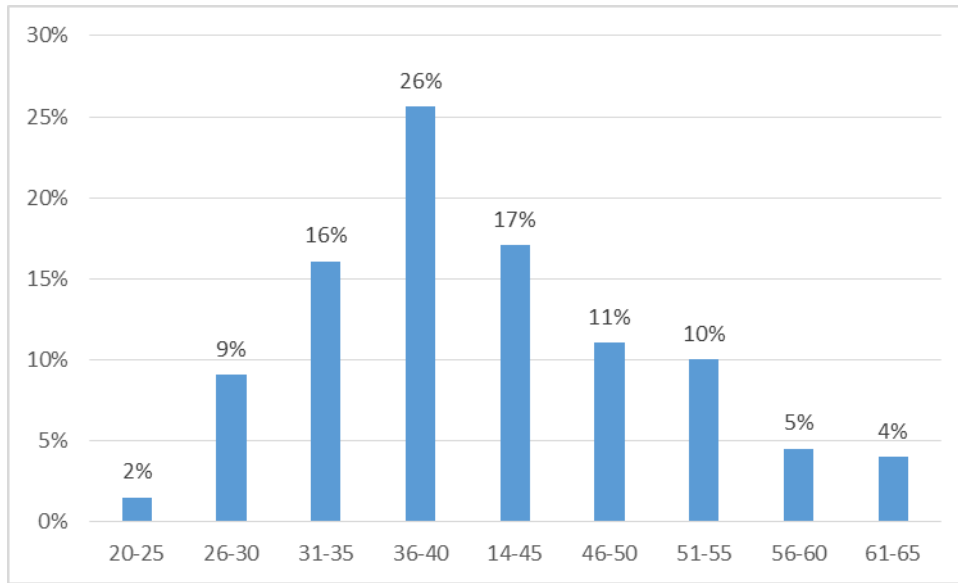
18-25	8%
26-30	14%
31-35	22%
26-40	21%
41-45	14%
46-50	8%
51-55	6%
56-60	5%
61-65	2%



Radio Channels

In radio stations, the highest percentage of staff falls within the age group 36-40 years, with 26% of the personnel.

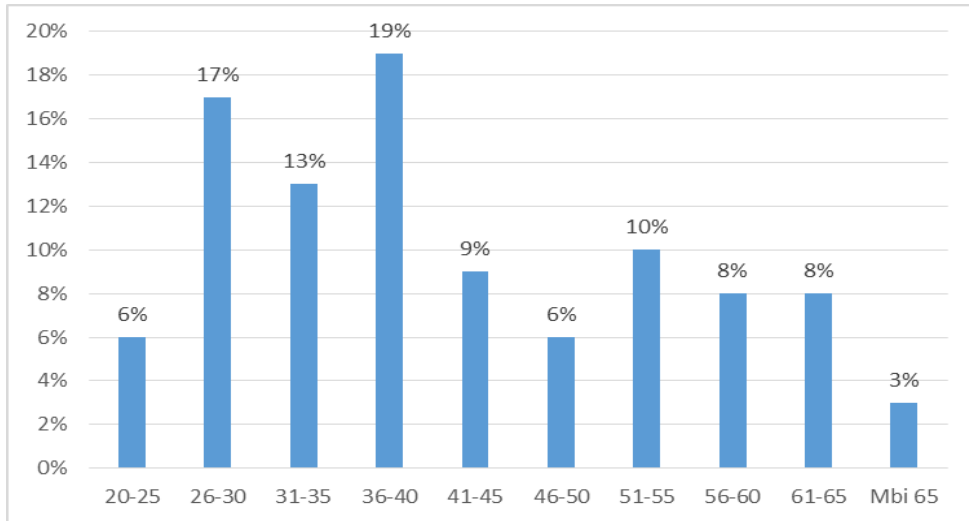
20-25	2%
26-30	9%
31-35	16%
36-40	26%
41-45	17%
46-50	11%
51-55	10%
56-60	5%
61-65	4%



Cable TVs

For cable operators, as seen in the table below, the age groups 26-30 and 36-40 hold almost equal weight. Employees who have passed the retirement age make up 3%.

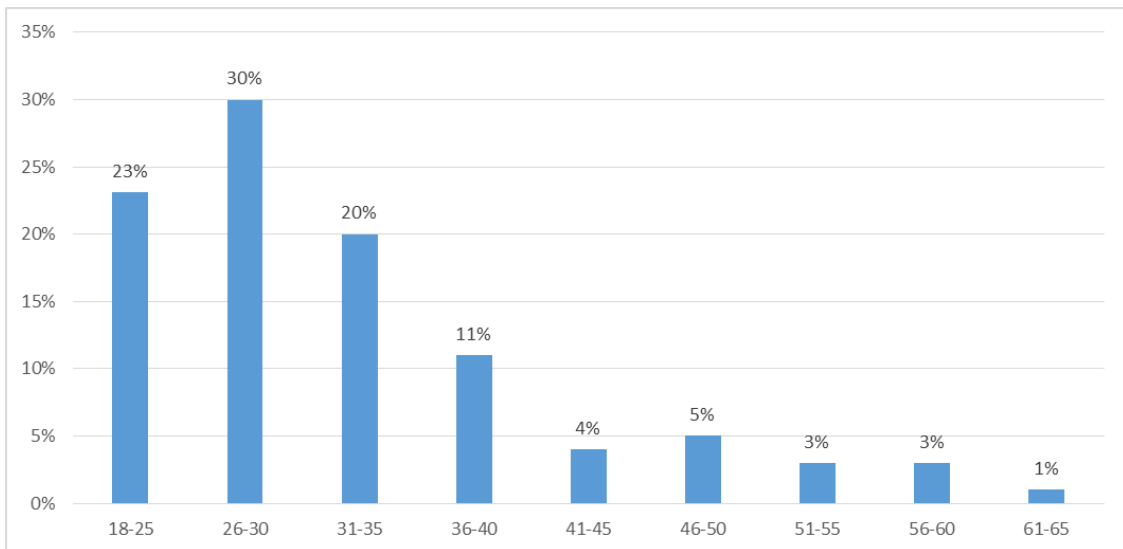
20-25	6%
26-30	17%
31-35	13%
36-40	19%
41-45	9%
46-50	6%
51-55	10%
56-60	8%
61-65	8%
Over 65	3%



Other services

It is evident that the personnel employed in this category are relatively young, with more than 70% of employees aged between 18-35 years.

18-25	23%
26-30	30%
31-35	20%
36-40	11%
41-45	4%
46-50	5%
51-55	3%
56-60	3%
61-65	1%

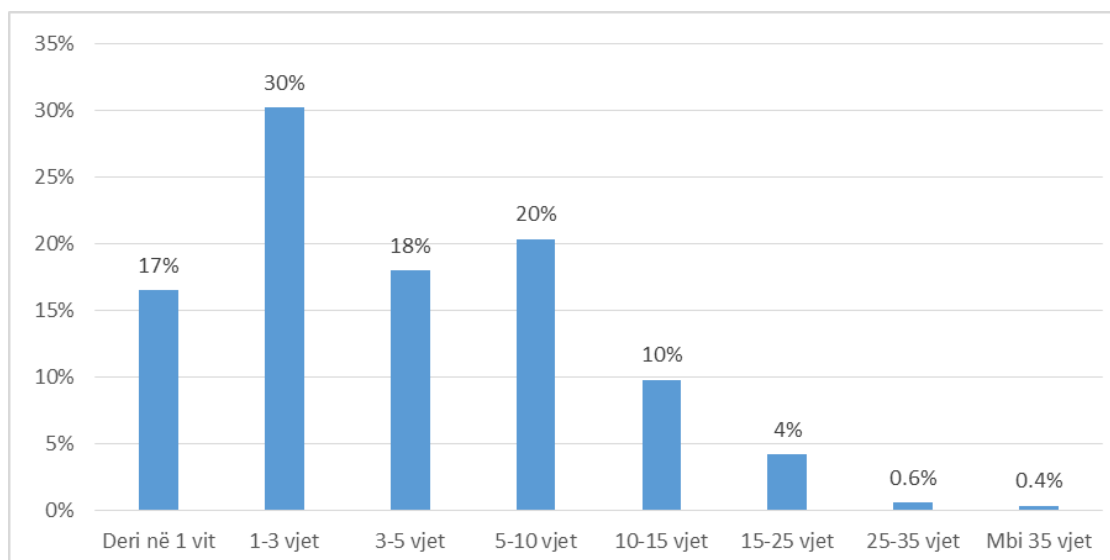


4.3 Work Experience

TV Channels

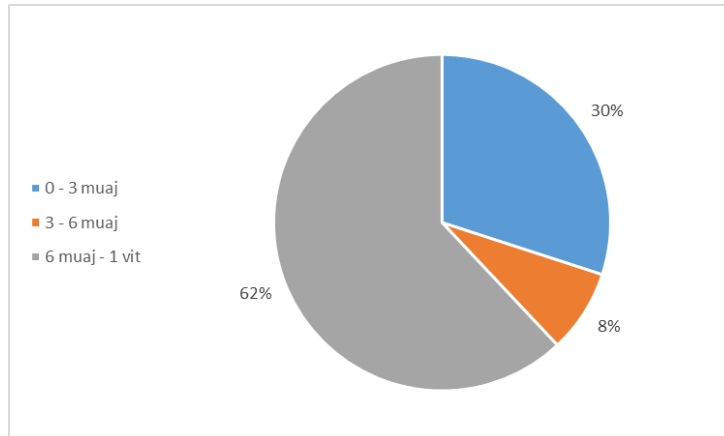
The following chart shows that 30% of the staff have 1-3 years of work experience. Employees with 3-10 years of experience constitute 38% of the staff, while those with more than 35 years of work experience make up only 0.4%.

Up to 1 year	17%
1-3 years	30%
3-5 years	18%
5-10 years	20%
10-15 years	10%
15-25 years	4%
25-35 years	0.6%
Over 35 years	0.4%



In the chart below, the detailed structure of employees with up to one year of work experience is presented.

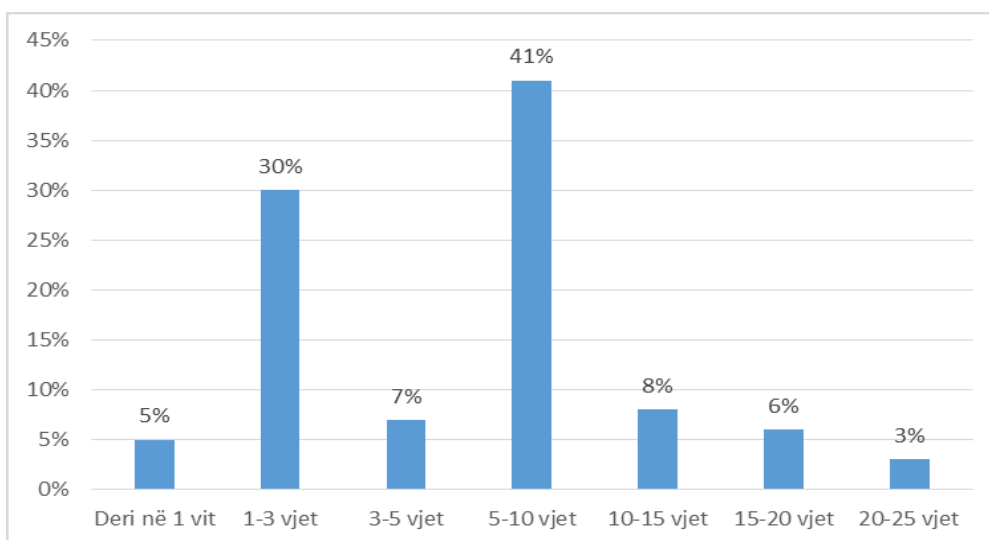
0-3 months	30%
3-6 months	8%
6 months - 1 year	62%



Radio Channels

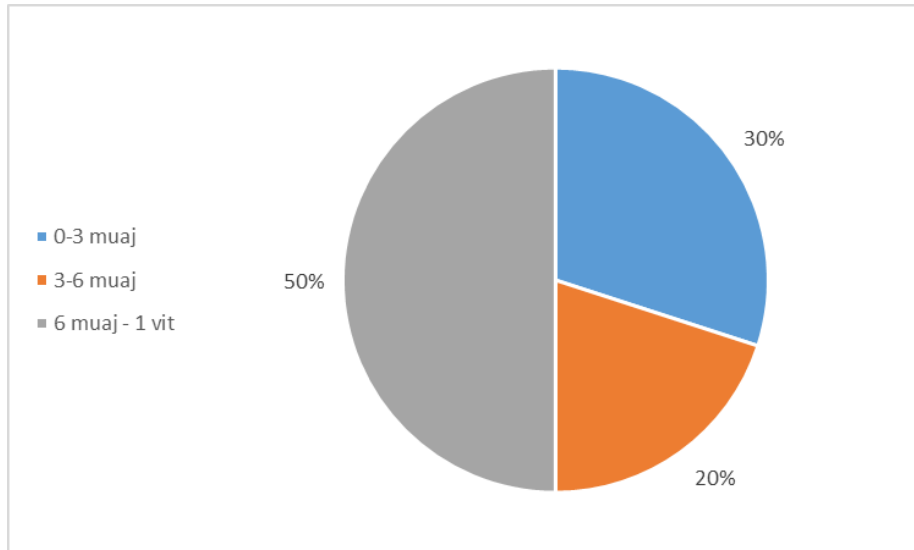
In radio stations, the experience of the staff is concentrated between 1-10 years, comprising 78% of the total staff. From the chart, it is observed that 41% of them have 5-10 years of experience.

Up to 1 year	5%
1-3 years	30%
3-5 years	7%
5-10 years	41%
10-15 years	8%
15-20 years	6%
20-25 years	3%



Up to 1 year

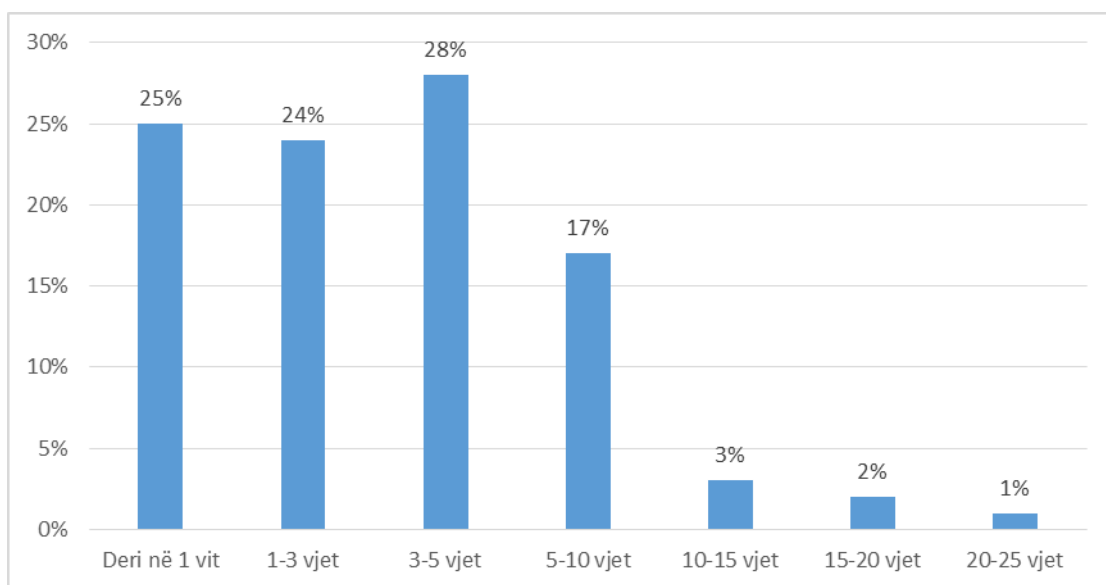
0-3 months	30%
3-6 months	20%
6 months - 1 year	50%



Cable TVs

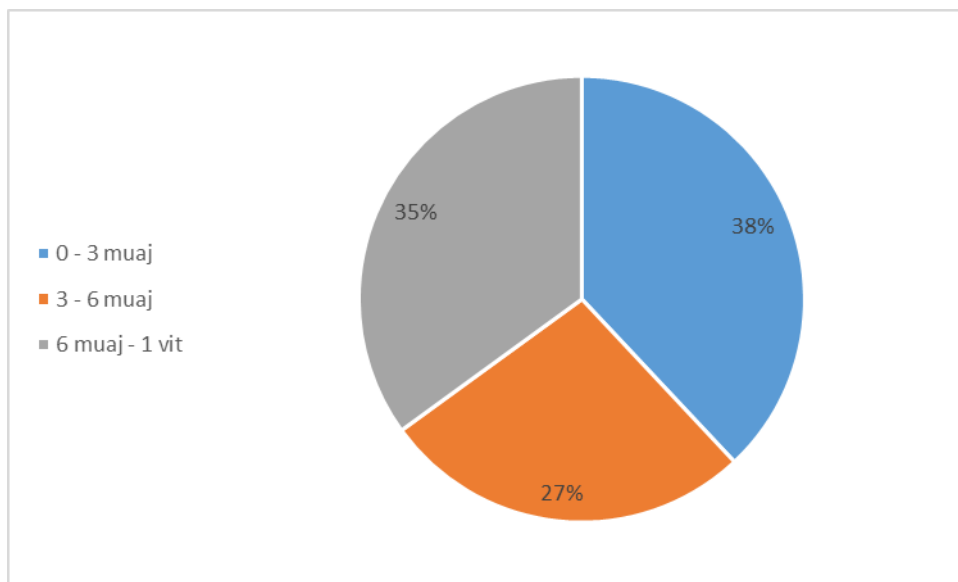
Cable operators have relatively young staff, with 77% having between 0-5 years of experience. While the percentage of new employees is small in the previous two cases, in this category, newly hired staff with frequent turnover make up around 25% for the year 2023.

Up to 1 year	25%
1-3 years	24%
3-5 years	28%
5-10 years	17%
10-15 years	3%
15-20 years	2%
20-25 years	1%



Up to 1 year

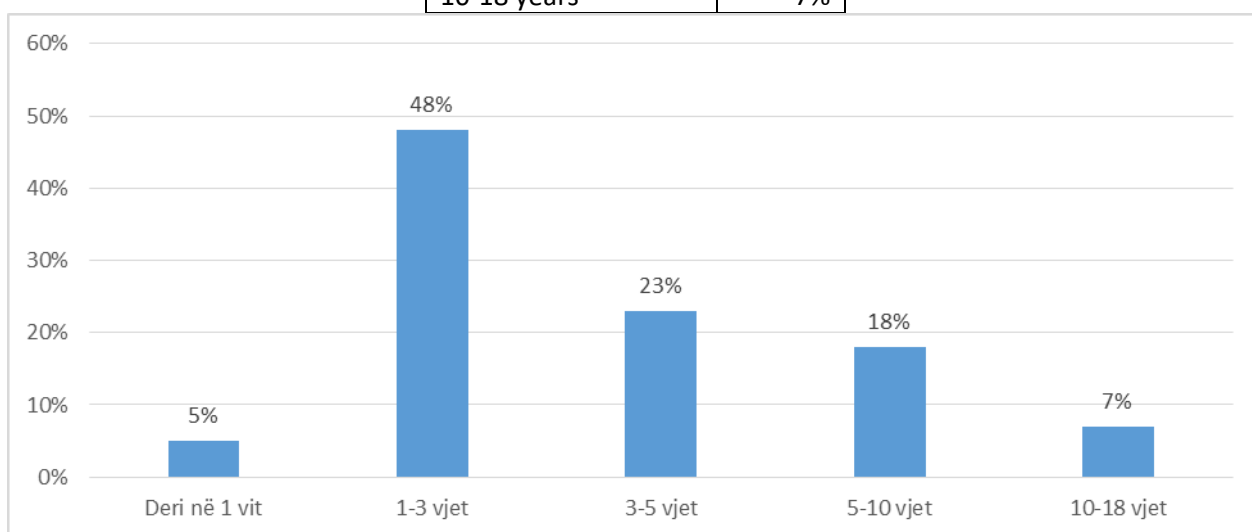
0-3 months	38%
3-6 months	27%
6 months - 1 year	35%



Other services

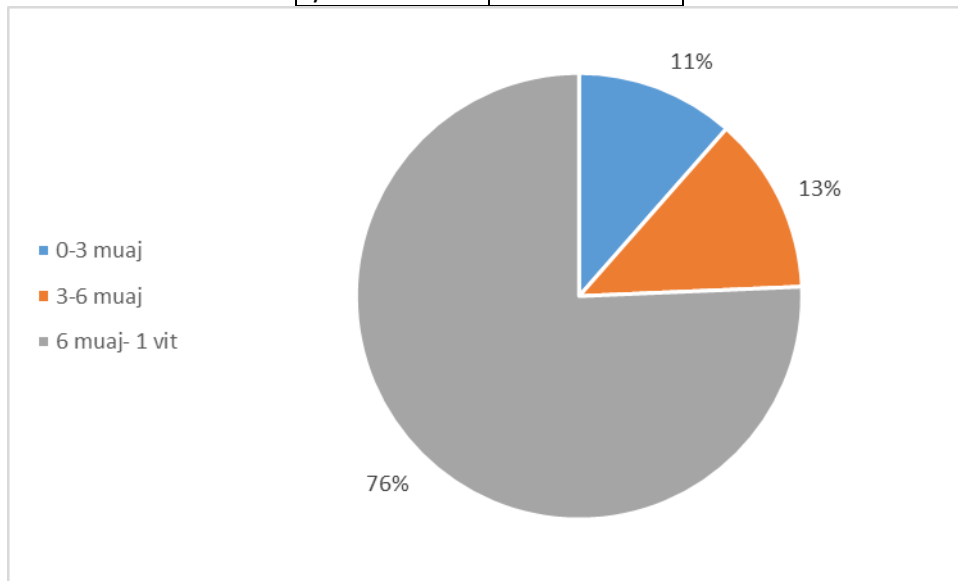
In other services, work experience is concentrated in the 1-3 year range, with 48%. Those with 3-10 years of experience account for 41% of employees, and only 7% have more than 10 years of experience.

Up to 1 year	5%
1-3 years	48%
3-5 years	23%
5-10 years	18%
10-18 years	7%



Up to 1 year

0-3 months	11%
3-6 months	13%
6 months - 1 year	76%

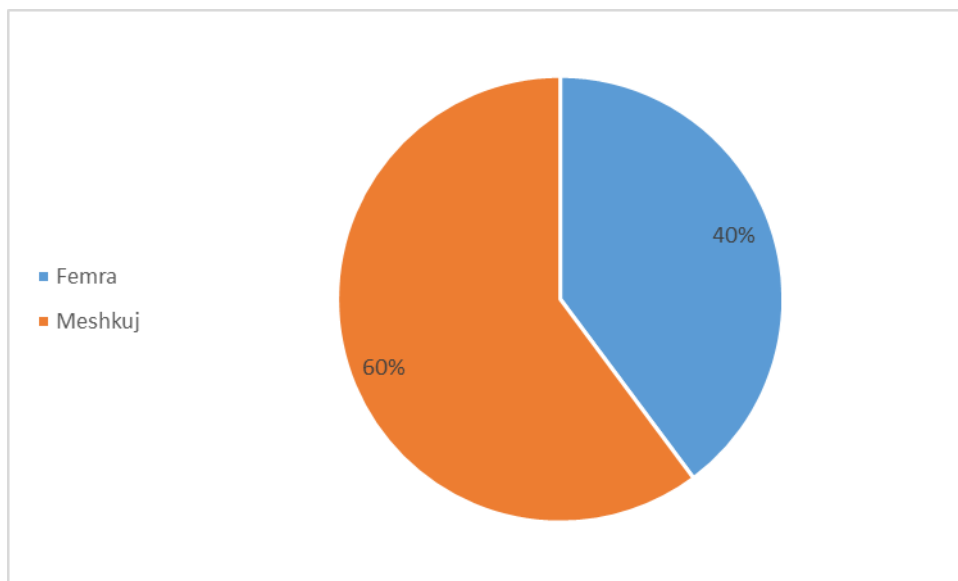


4.4 Gender Balance

In the following charts, we observe the gender division across all AMSPs. Male employees dominate the media market. However, when we look at the category of "journalists" in television, there are more women employed.

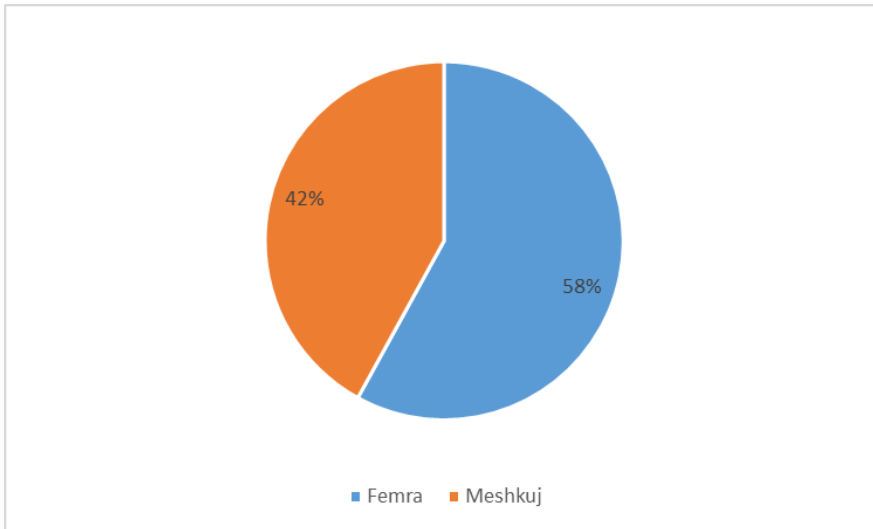
TV Channels

Females	40%
Males	60%



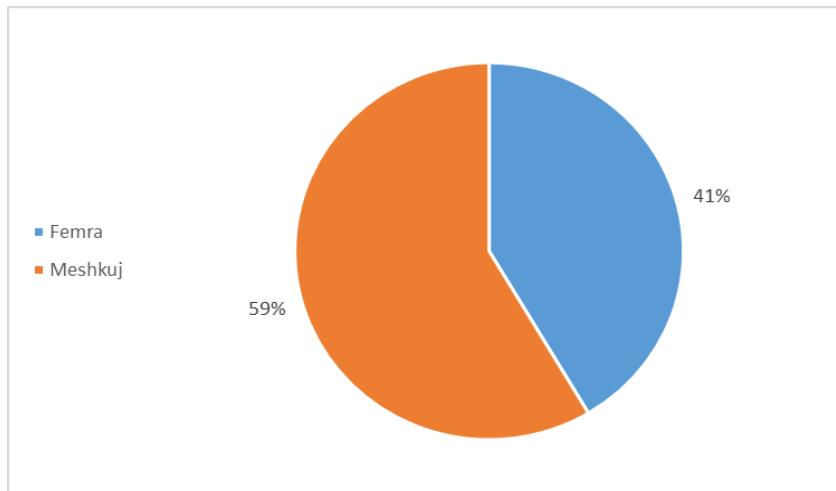
Gender distribution for journalists:

Females 58%
Males 42%

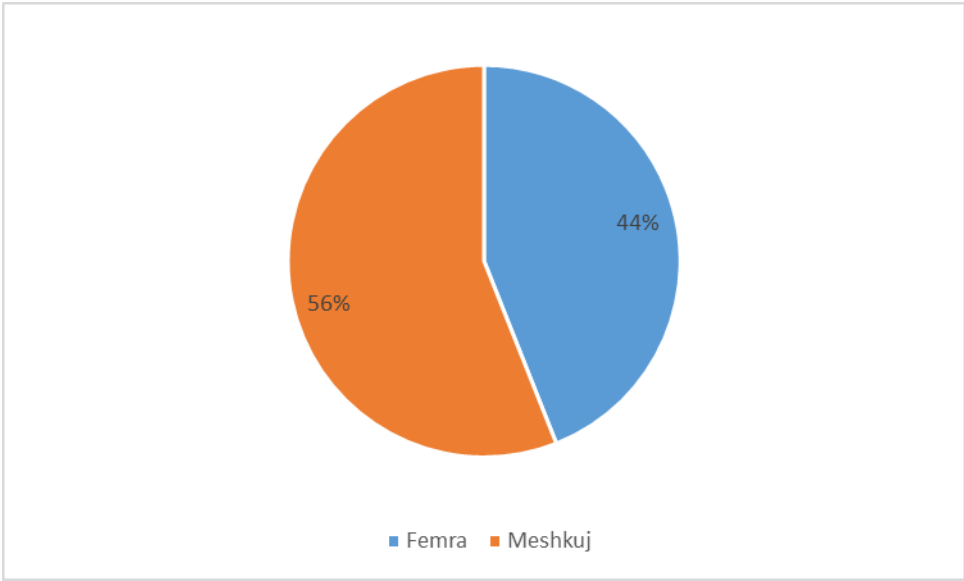


Radio Channels

Females	41%
Males	59%

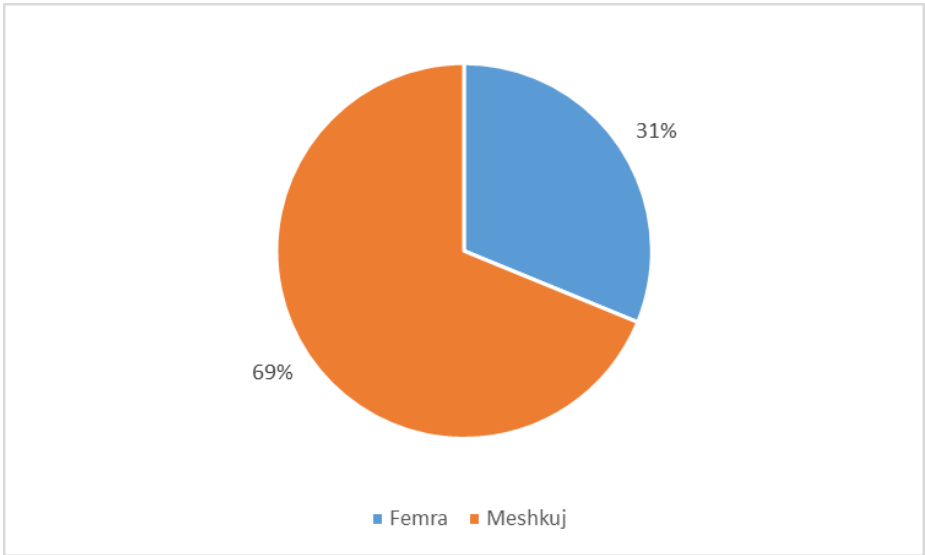


Gender distribution for journalists:



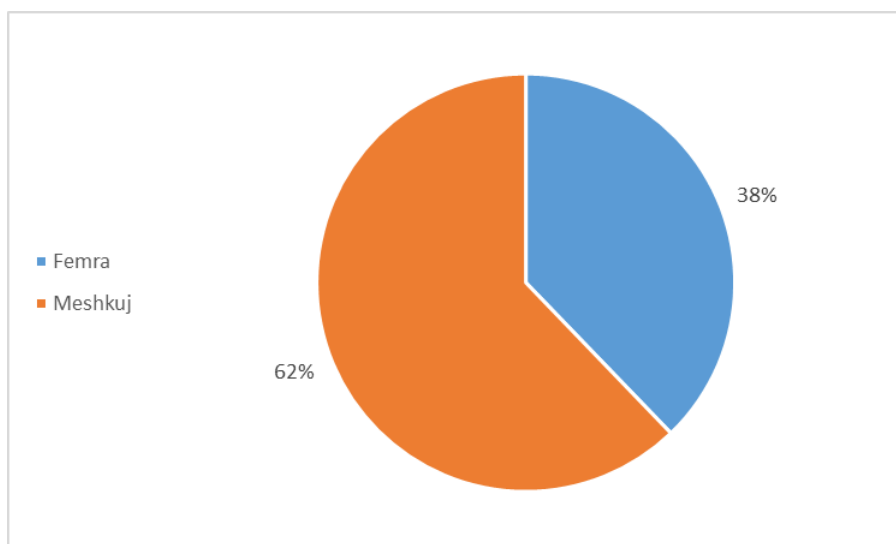
Cable TVs

Females	31%
Males	69%



Other services

Females	38%
Males	62%



4.5 Gender Assessment in the Engagement of Audiovisual Content Broadcasts

Audiovisual entities include shows or segments in their programming structure that are broadcast daily, once or several times a week, or at less frequent intervals. Some of these shows are seasonal, airing during specific periods of the year, depending on their thematic focus and target audience.

Below is the engagement of participants (female/male) in different programs, divided into two categories: moderators and guests.

The time sample chosen for this analysis is the broadcast period from December 18, 2023, to December 24, 2023.

The assessment was conducted on 12 audiovisual entities (both national and local/regional), specifically RTSH 1, Klan, Top Channel, Vizion Plus, News 24, Ora News, ABC News, Report TV, Fax News, A2/CNN, EuroNews Albania, and Syri TV.

In the presented data, both in absolute value and percentage, for each of the entities, the moderators of the programs and the guests are identified quantitatively, indicating how many of them are male and how many are female.

The results of the evaluated sample reflect the tendency of each audiovisual entity, and overall, showing that the screen is becoming more inclusive of contributions from both genders. There is no hindrance or prejudice against those who are entrusted with moderating a program, or for those invited to share their thoughts and opinions on the subjects and topics that the audiovisual entity decides to focus on.

Gender Assessment of Engagement in TV Shows Sampling period: December 18 – 24, 2023

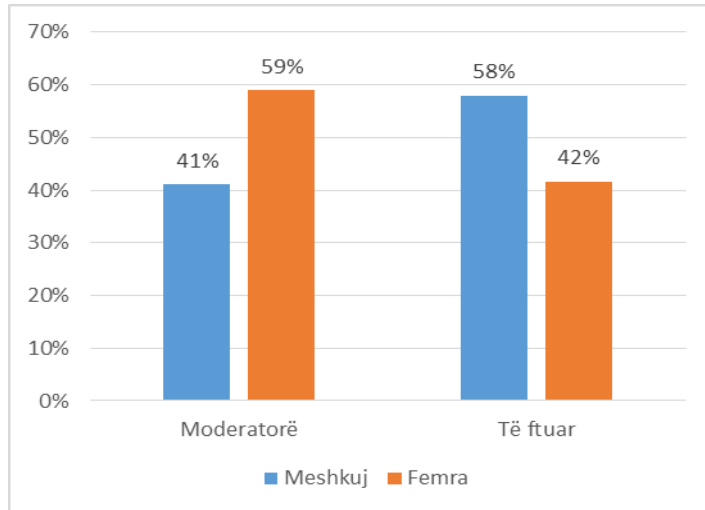
No. Entity	No. of moderators			No. of guests		
	Total	Males	Females	Total	Males	Females
RTSH 1	90	37	53	120	70	50
Klan	66	42	24	74	31	43
Top Channel	105	40	65	141	82	59

Vizion Plus	70	34	36	83	35	48
News 24	75	12	63	68	50	18
Ora News	58	36	22	57	42	15
Report Tv	69	26	43	106	75	31
ABC News	64	12	52	89	61	28
Fax News	31	17	14	31	27	4
A2/CNN	59	16	43	116	78	38
EuroNews Albania	68	27	41	185	132	53
Syri TV	62	19	43	113	78	35

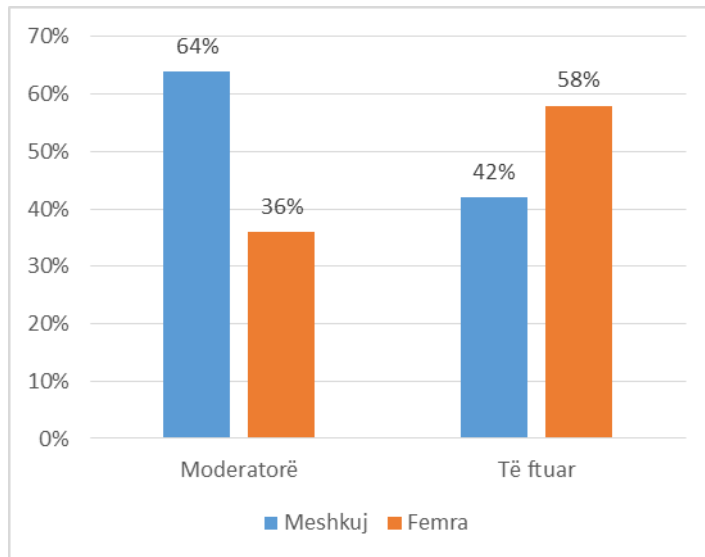
Female/male ratio translated into percentage

Moderators		TV Channel	Guests	
<i>Males</i>	<i>Females</i>		<i>Males</i>	<i>Females</i>
41%	59%	RTSH 1	58%	42%
64%	36%	Klan	42%	58%
38%	62%	Top Channel	58%	42%
49%	51%	Vizion Plus	42%	58%
16%	84%	News24	74%	26%
62%	38%	Ora News	74%	26%
38%	62%	Report TV	71%	29%
19%	81%	ABC News	69%	31%
55%	45%	Fax News	87%	13%
27%	73%	A2/CNN	67%	33%
40%	60%	Euronews Albania	71%	29%
31%	69%	Syri TV	69%	31%

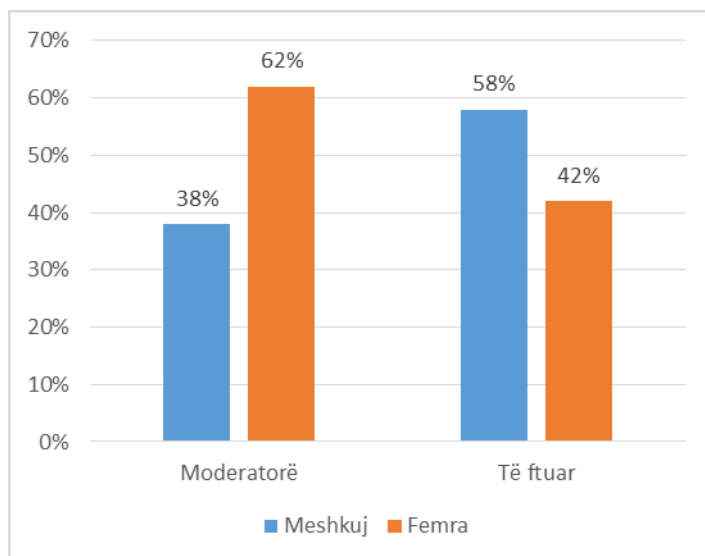
- **RTSH 1**



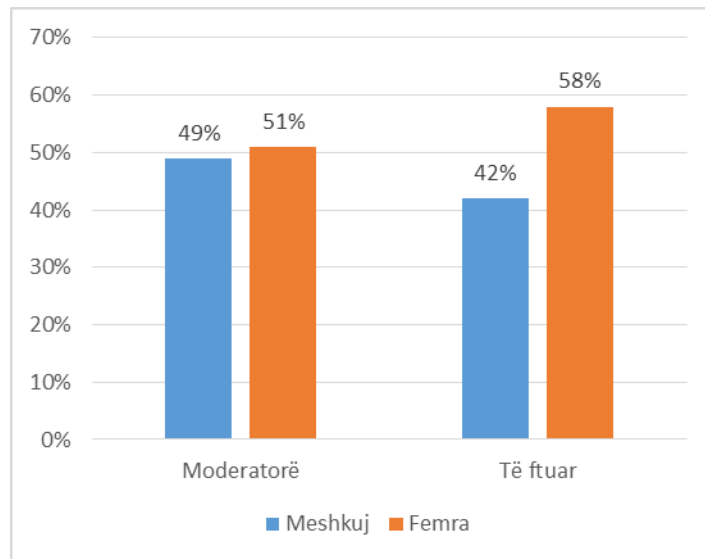
- Klan



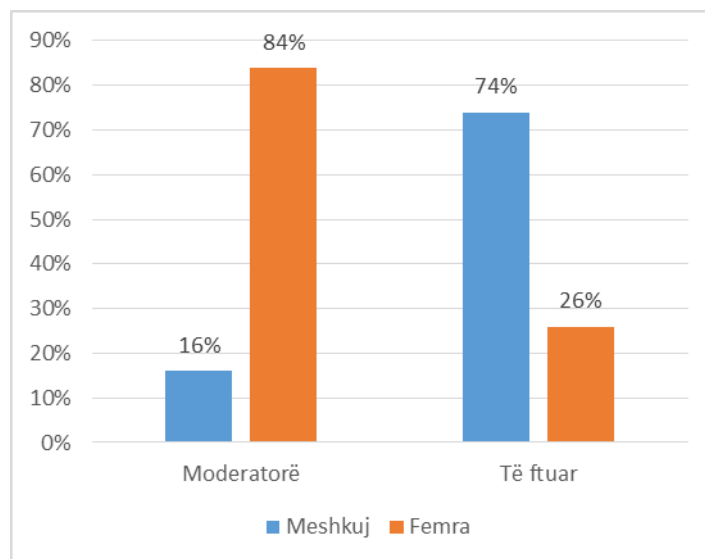
- Top Channel



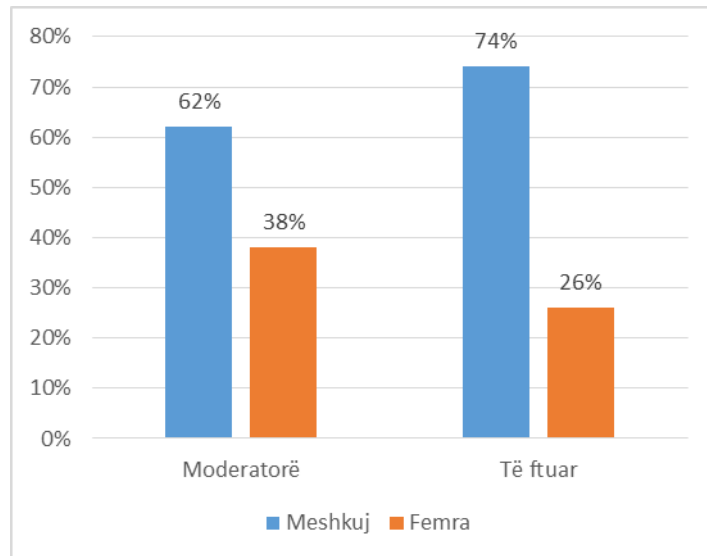
- Vizion Plus



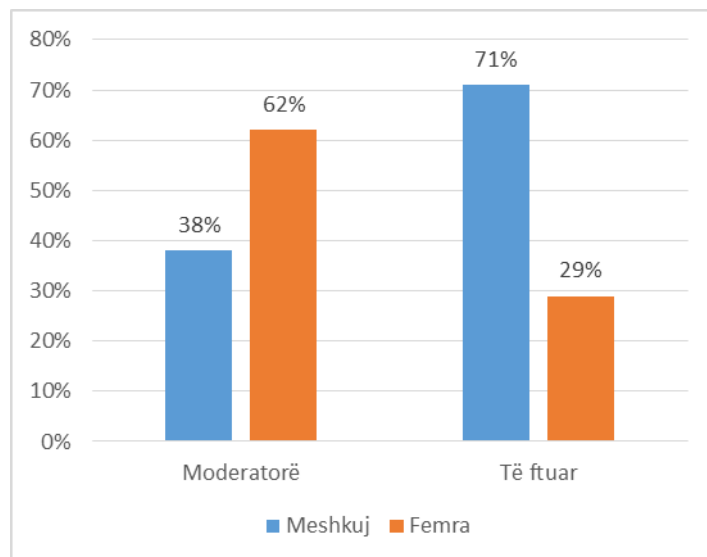
- News 24



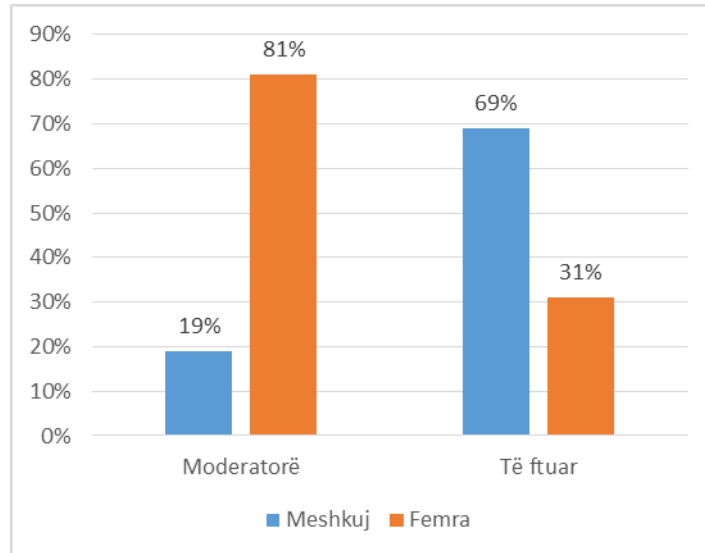
- Ora News



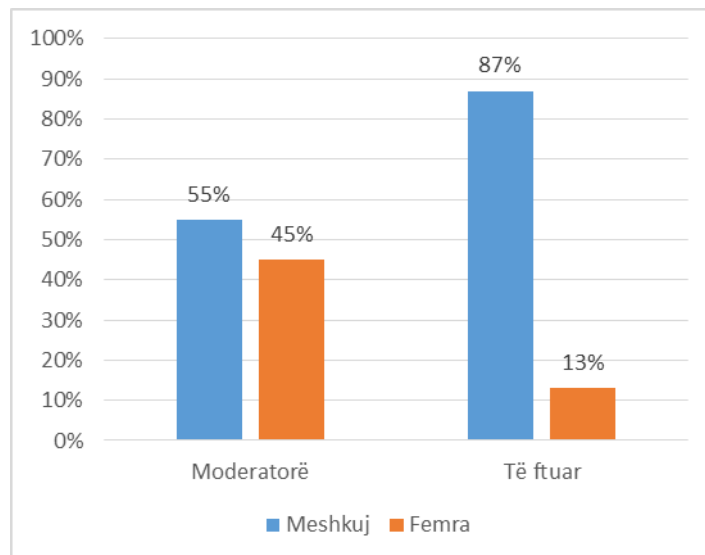
- Report TV



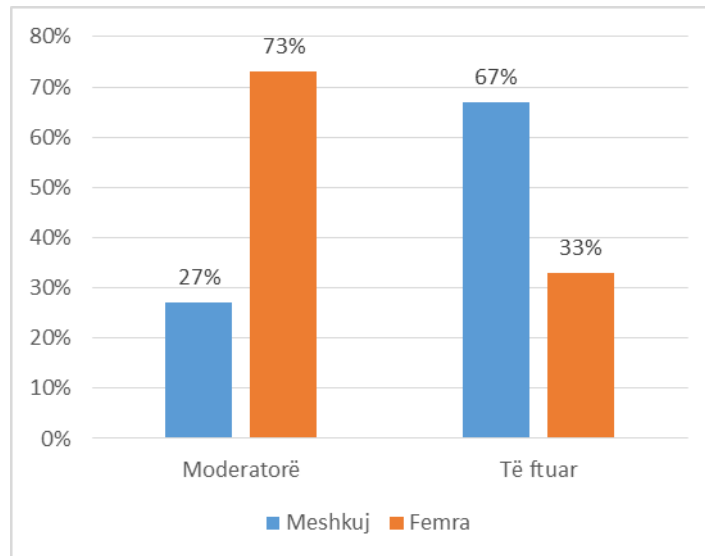
- ABC News



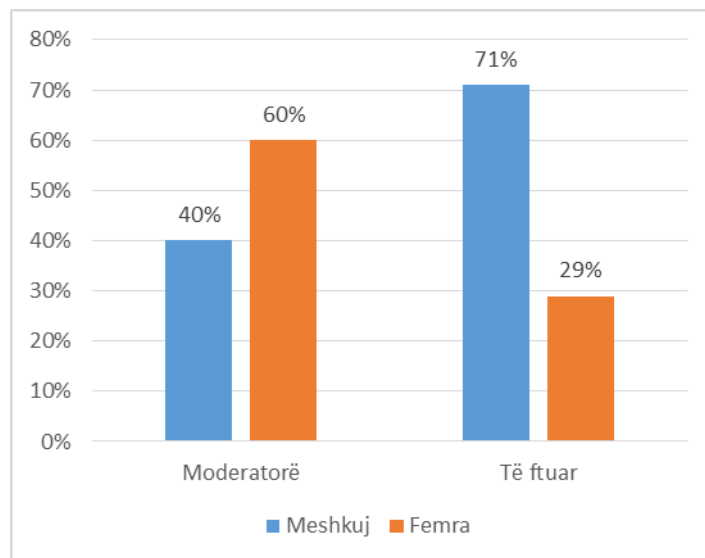
- Fax News



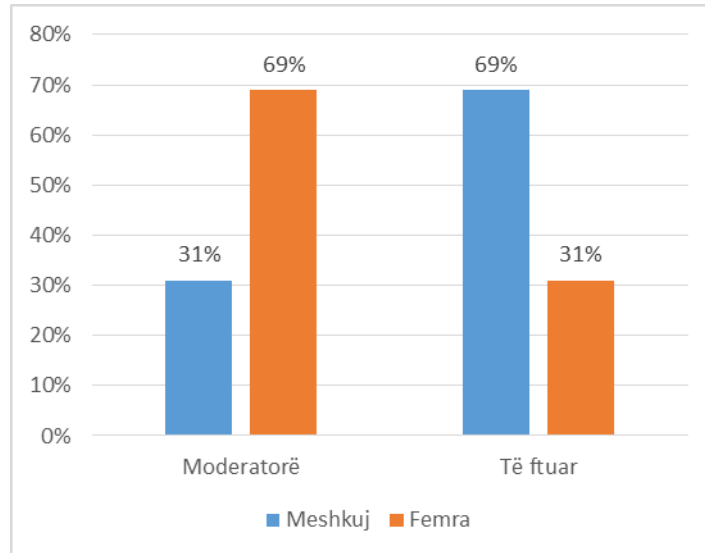
- A2/CNN



- EuroNews



- Syri TV



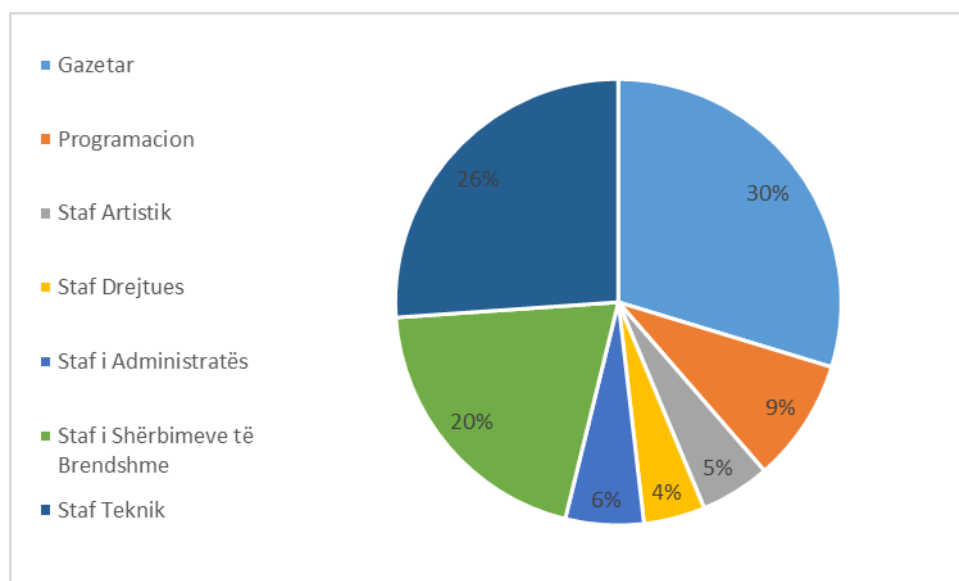
4.6 Structure by Professions

TV Channels

In television stations, journalists dominate with 30%, followed by technical staff with 26%. S

Staff Composition by Profession (in %)

Journalists	30%
Programming	9%
Artistic Staff	5%
Executive Staff	4%
Administrative Staff	6%
Internal Services Staff	20%
Technical Staff	26%

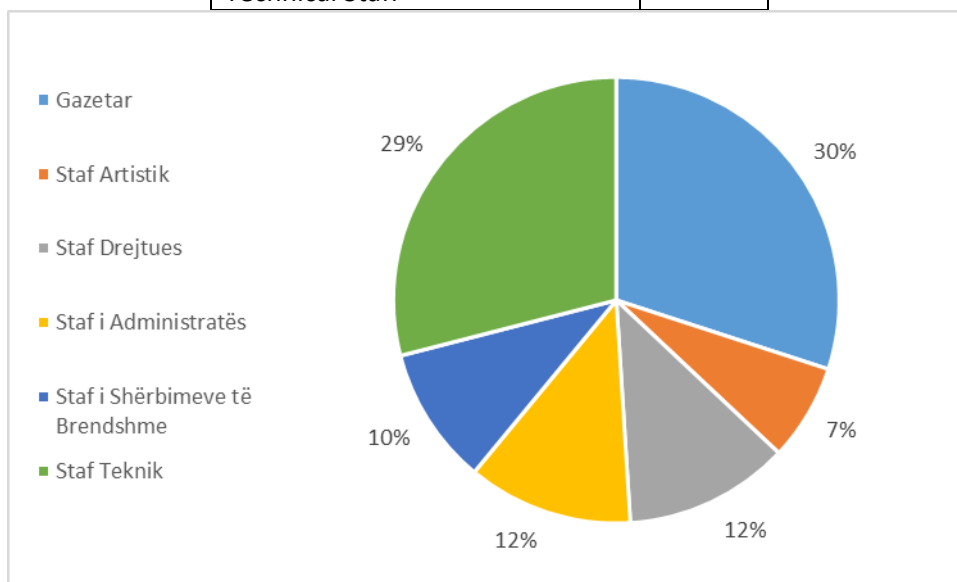


Radio Channels

In audio broadcasting entities, journalists and technical staff make up the majority of the employed structure. Specifically, journalist's account for 30% and technical staff for 29%.

Staff Composition by Profession (in %)

Journalists	30%
Artistic Staff	7%
Executive Staff	12%
Administrative Staff	12%
Internal Services Staff	10%
Technical Staff	29%

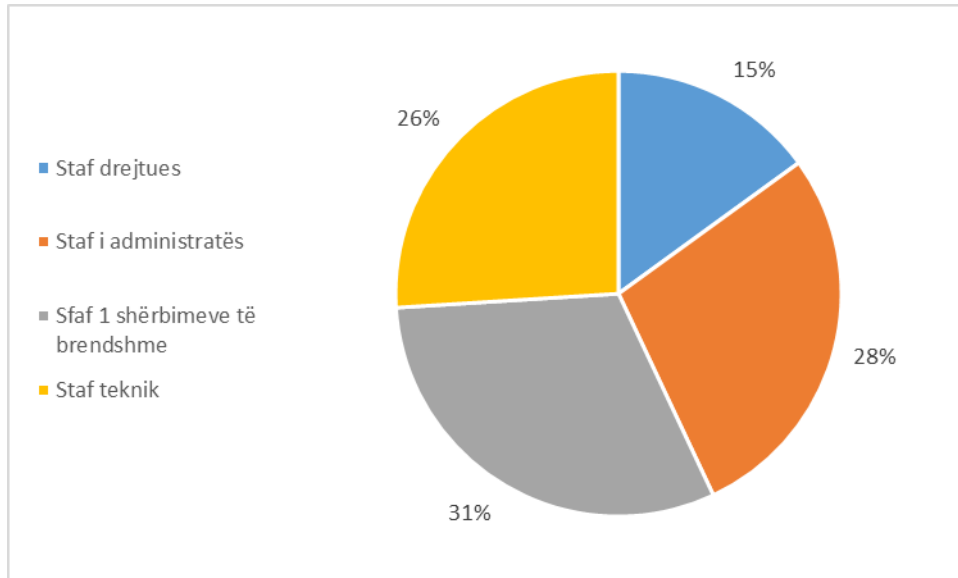


Cable TVs

In cable service providers, internal services staff hold the top position, making up 31% of the workforce. They are followed by technical staff and administrative staff, with 26% and 28%, respectively.

Staff Composition by Profession (in %)

Executive Staff	15%
Administrative Staff	28%
Internal Services Staff	31%
Technical Staff	26%

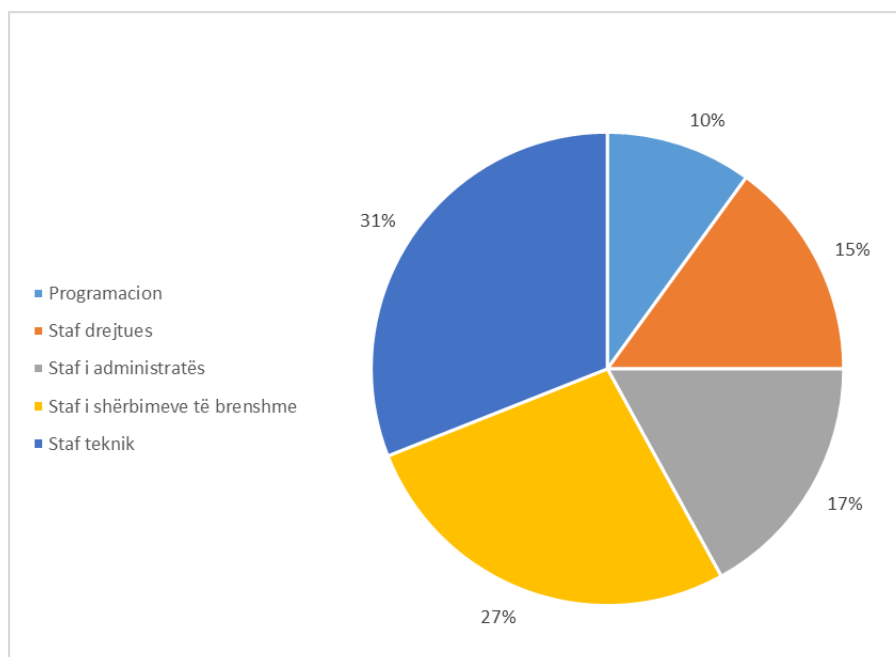


Other Services

Due to the nature of other services, including OTT, IPTV, etc., the highest percentage is attributed to technical staff, making up 31%, followed by internal services staff at 27% and administrative staff at 17%.

Staff Composition by Profession (in %)

Programming	10%
Executive Staff	15%
Administrative Staff	17%
Internal Services Staff	27%
Technical Staff	31%



5. Treatment of Personnel in Relation to Income and Expenses

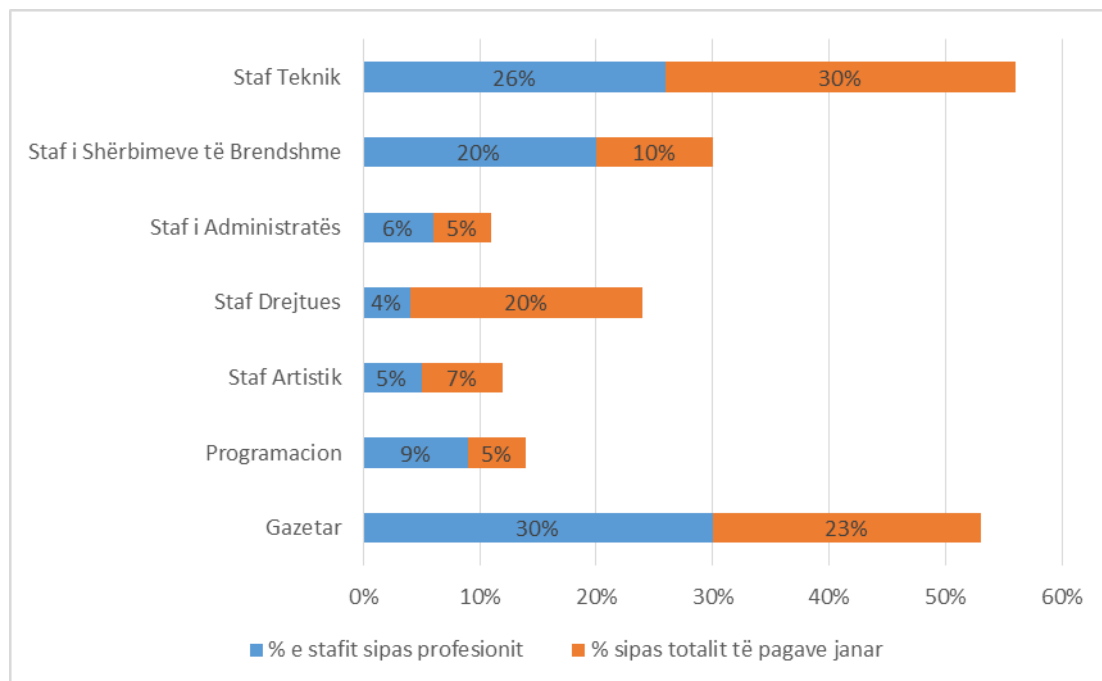
5.1 Gross Salary Structure by Profession of Staff

The following charts display the percentages of staff groupings (technical staff, internal services, journalists, administration, etc.) and the corresponding percentages of the salary fund allocated to each group in relation to the total salary fund. To illustrate the trend, the salaries for January and July of 2023 are presented.

TV Channels

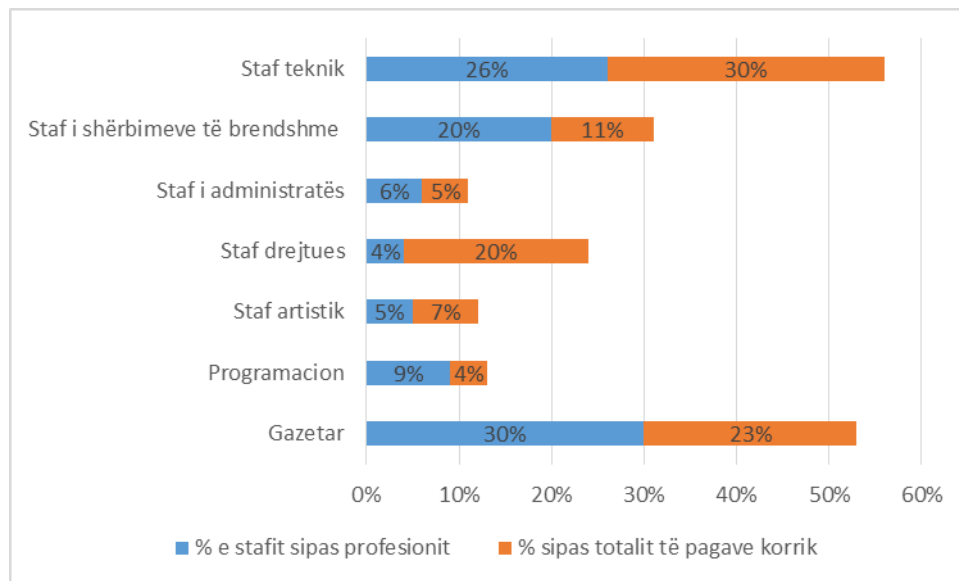
From the charts below, it is observed that in the reports for each of the main staff groups, there is a higher concentration of salaries among journalists and technical staff.

Profession	Percentage of Staff by Profession	Percentage of Total Salaries - January
Journalists	30%	23%
Programming	9%	5%
Artistic Staff	5%	7%
Executive Staff	4%	20%
Administrative Staff	6%	5%
Internal Services Staff	20%	10%
Technical Staff	26%	30%



Profession	Percentage of Staff by Profession	Percentage of Total Salaries - July
Journalists	30%	23%
Programming	9%	4%
Artistic Staff	5%	7%
Executive Staff	4%	20%

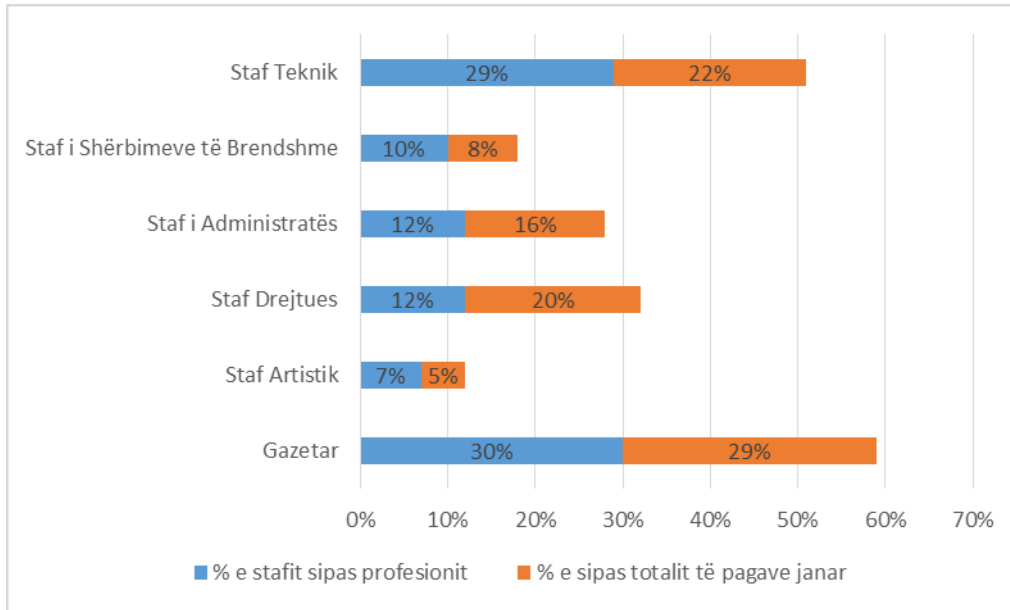
Administrative Staff	6%	5%
Internal Services Staff	20%	11%
Technical Staff	26%	30%



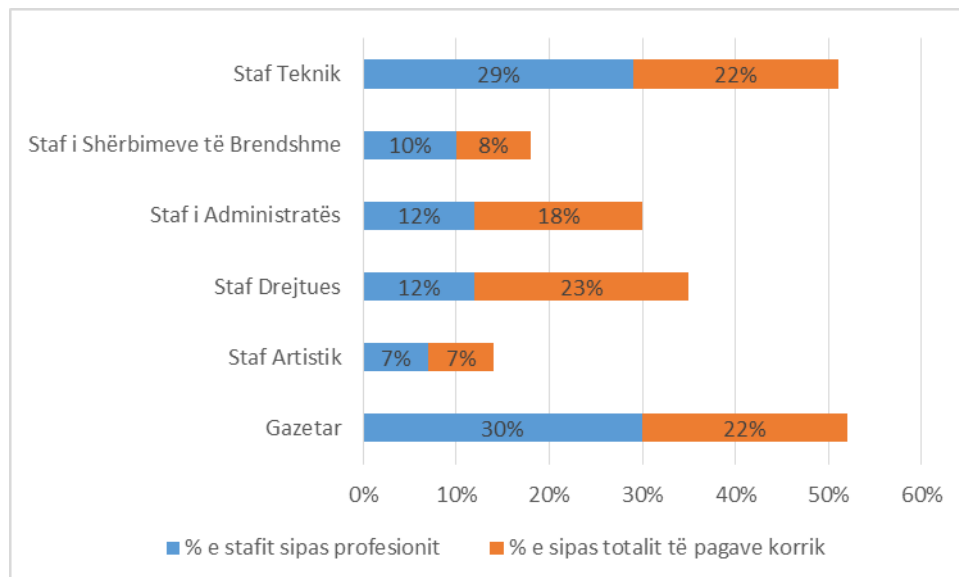
Radio Channels

In audio entities, journalists lead in budget spending for salaries, followed by technical staff, with management staff in third place.

	Percentage of Staff by Profession	Percentage of Total Salaries - January
Journalists	30%	29%
Artistic Staff	7%	5%
Executive Staff	12%	20%
Administrative Staff	12%	16%
Internal Services Staff	10%	8%
Technical Staff	29%	22%



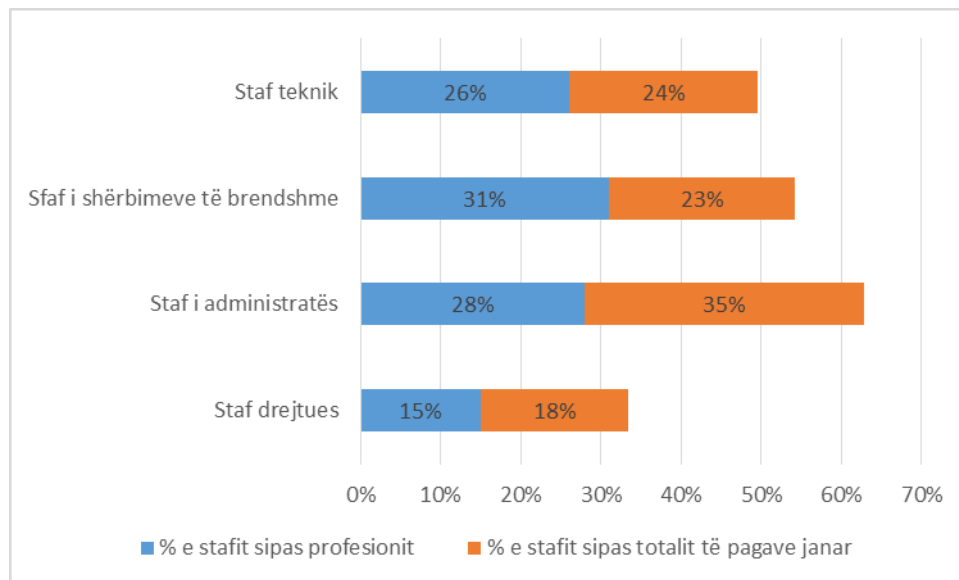
	Percentage of Staff by Profession	Percentage of Total Salaries - July
Journalists	30%	22%
Artistic Staff	7%	7%
Executive Staff	12%	23%
Administrative Staff	12%	18%
Internal Services Staff	10%	8%
Technical Staff	29%	22%



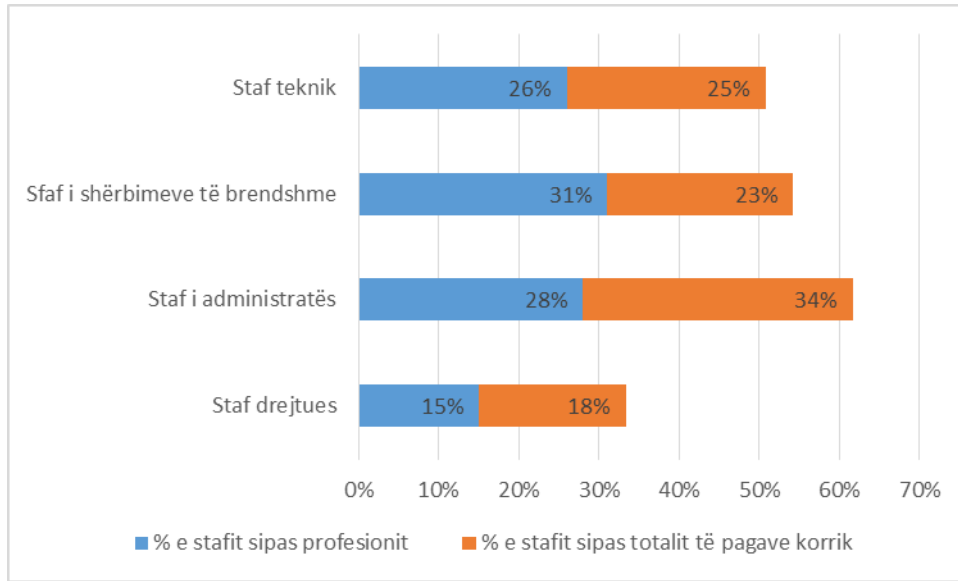
Cable TVs

It is observed that administrative staff and technical staff have the highest percentage of salaries.

	Percentage of Staff by Profession	Percentage of Staff by Total Salaries - January
Executive Staff	15%	18%
Administrative Staff	28%	35%
Internal Services Staff	31%	23%
Technical Staff	26%	24%



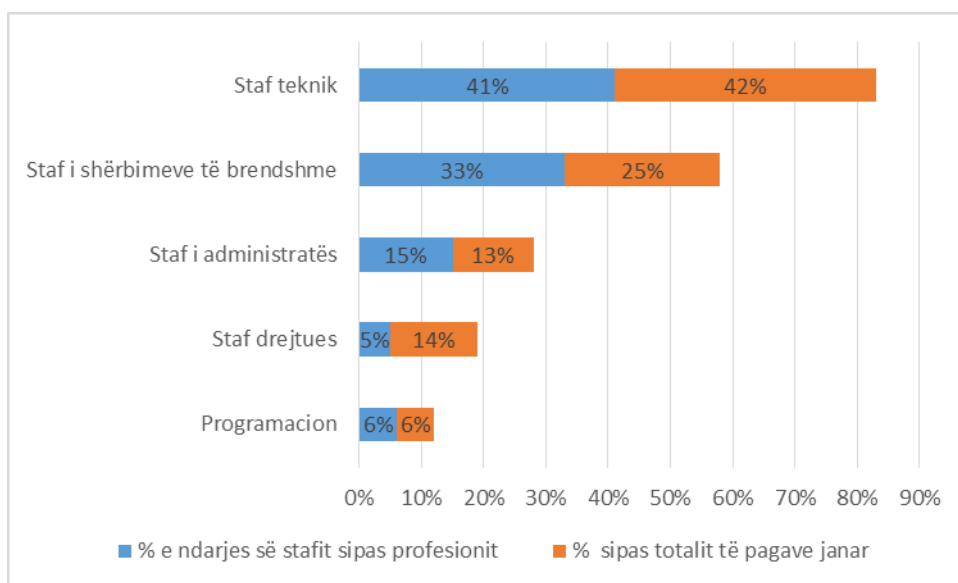
	Percentage of Staff by Profession	Percentage of Staff by Total Salaries - July
Executive Staff	15%	18%
Administrative Staff	28%	34%
Internal Services Staff	31%	23%
Technical Staff	26%	25%



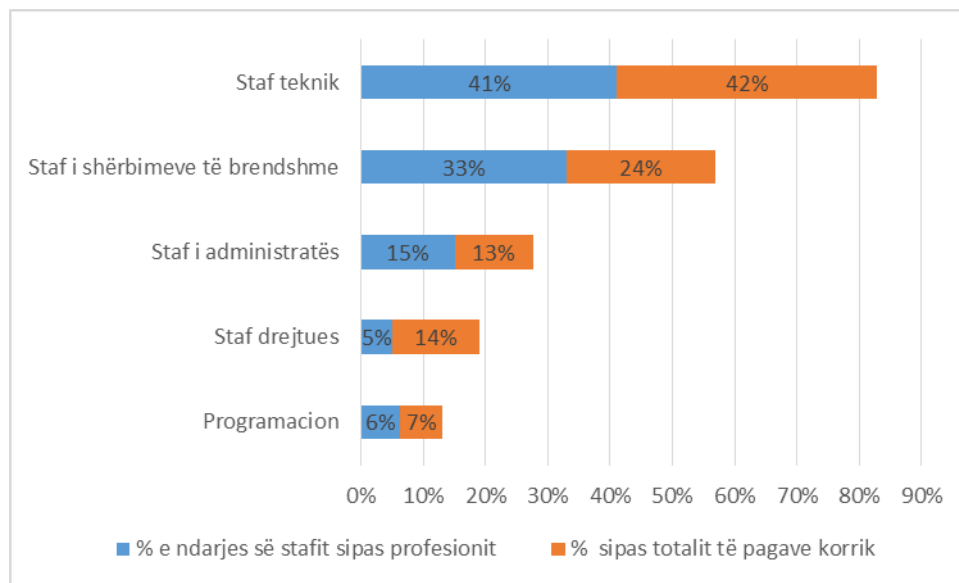
Other services

The largest portion of the total salary fund is allocated to technical staff, which accounts for 42%. In second place is the internal services staff, with 24% of the total salary fund. In third place is the administrative staff, holding 13% of the total salary fund.

	Percentage of staff by profession	Percentage of total salaries - January
Programming	10%	7%
Executive Staff	15%	14%
Administrative Staff	17%	13%
Internal Services Staff	27%	24%
Technical Staff	31%	42%



	Percentage of staff by profession	Percentage of Total Salaries - July
Programming	6%	7%
Executive Staff	5%	14%
Administrative Staff	15%	13%
Internal Services Staff	33%	24%
Technical Staff	41%	42%

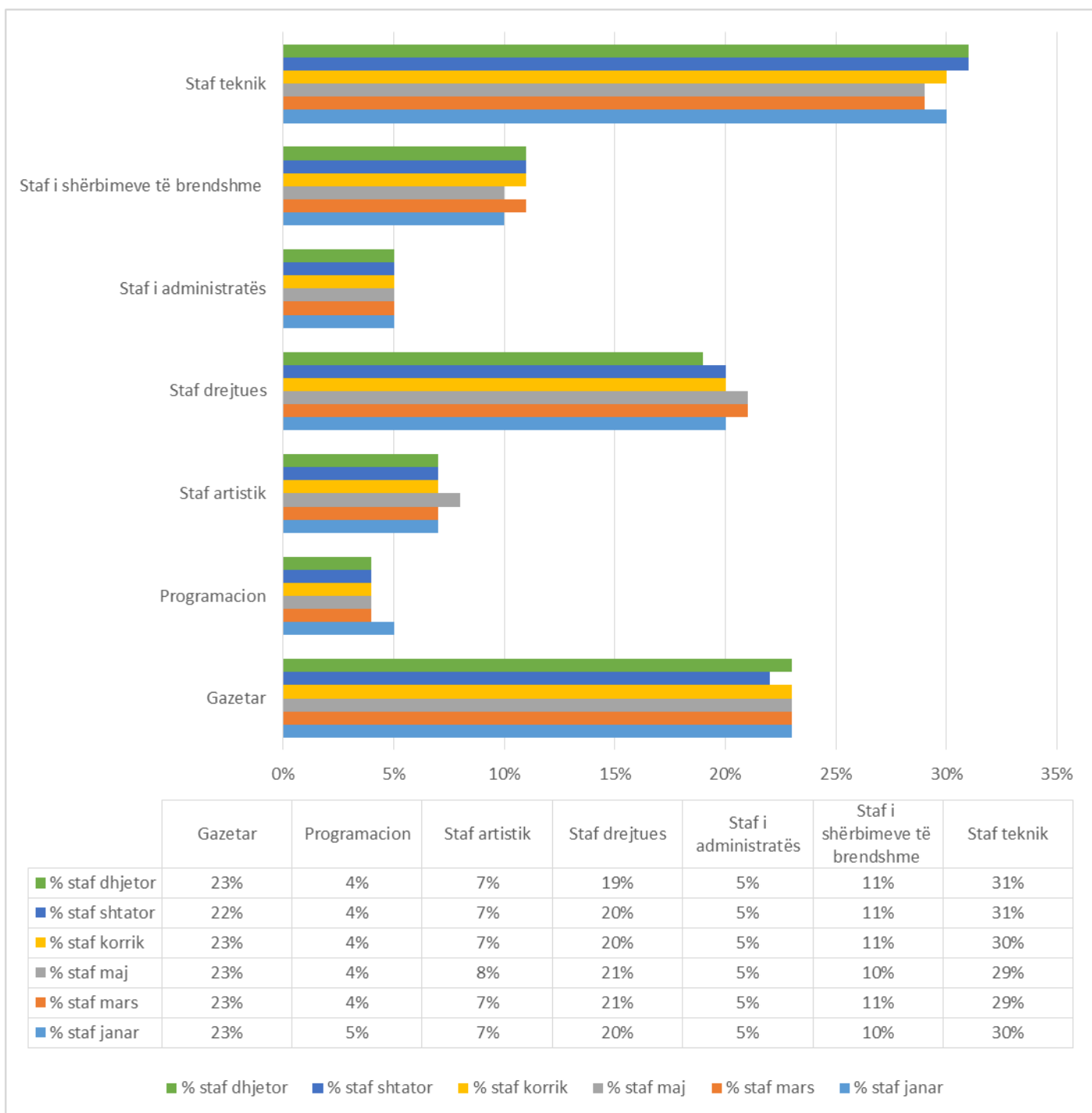


5.2 Dynamics of the Gross Salary Fund by Professional Groups

The following charts illustrate the percentage changes in the gross salary fund for audiovisual media operators (AMSPs) by the main staff groups (technical staff, internal services, journalists, etc.) over three periods in each half of 2023: January, March, June, July, September, and December.

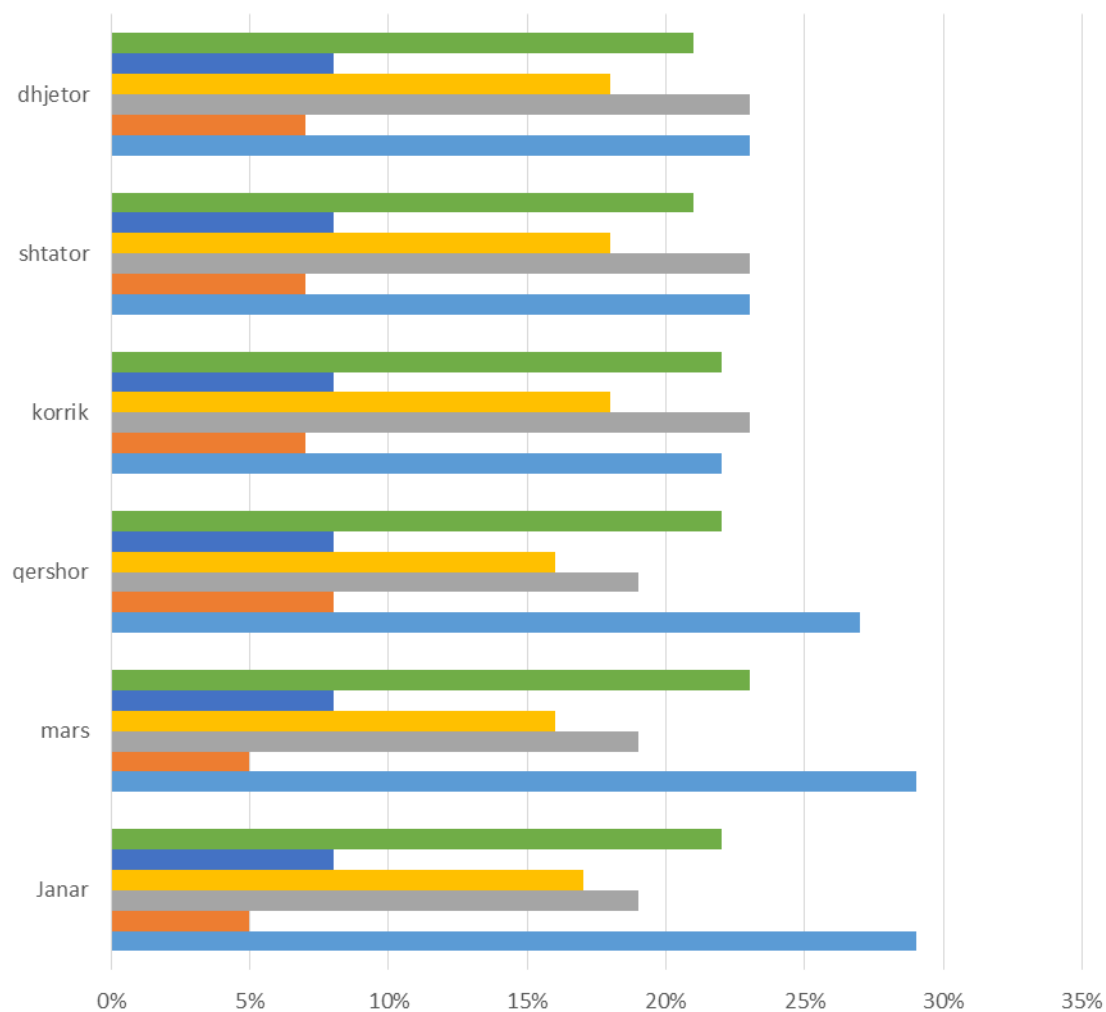
TV Channels

	% Staff in January	% Staff in March	% Staff in May	% Staff in July	% Staff in September	% Staff in December
Journalists	23%	23%	23%	23%	22%	23%
Programming	5%	4%	4%	4%	4%	4%
Artistic Staff	7%	7%	8%	7%	7%	7%
Executive Staff	20%	21%	21%	20%	20%	19%
Administrative Staff	5%	5%	5%	5%	5%	5%
Internal Services Staff	10%	11%	10%	11%	11%	11%
Technical Staff	30%	29%	29%	30%	31%	31%



Radio Channels

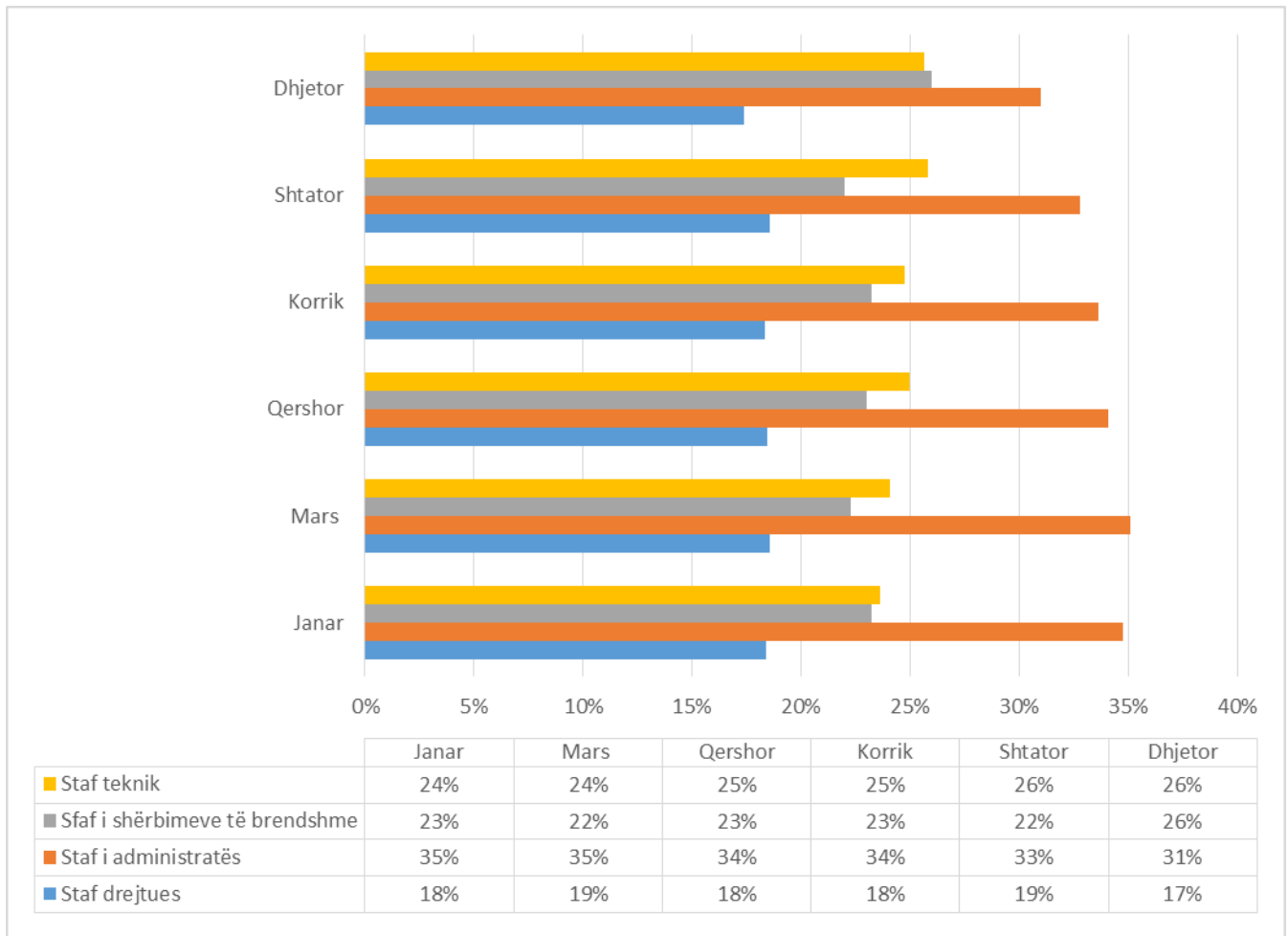
	January	March	June	July	September	December
Journalists	29%	29%	27%	22%	23%	23%
Artistic Staff	5%	5%	8%	7%	7%	7%
Executive Staff	19%	19%	19%	23%	23%	23%
Administrative Staff	17%	16%	16%	18%	18%	18%
Internal Services Staff	8%	8%	8%	8%	8%	8%
Technical Staff	22%	23%	22%	22%	21%	21%



	Janar	mars	qershor	korrik	shtator	dhjetor
■ Staf Teknik	22%	23%	22%	22%	21%	21%
■ Staf i Shërbimeve të Brendshme	8%	8%	8%	8%	8%	8%
■ Staf i Administratës	17%	16%	16%	18%	18%	18%
■ Staf Drejtues	19%	19%	19%	23%	23%	23%
■ Staf Artistik	5%	5%	8%	7%	7%	7%
■ Gazetar	29%	29%	27%	22%	23%	23%

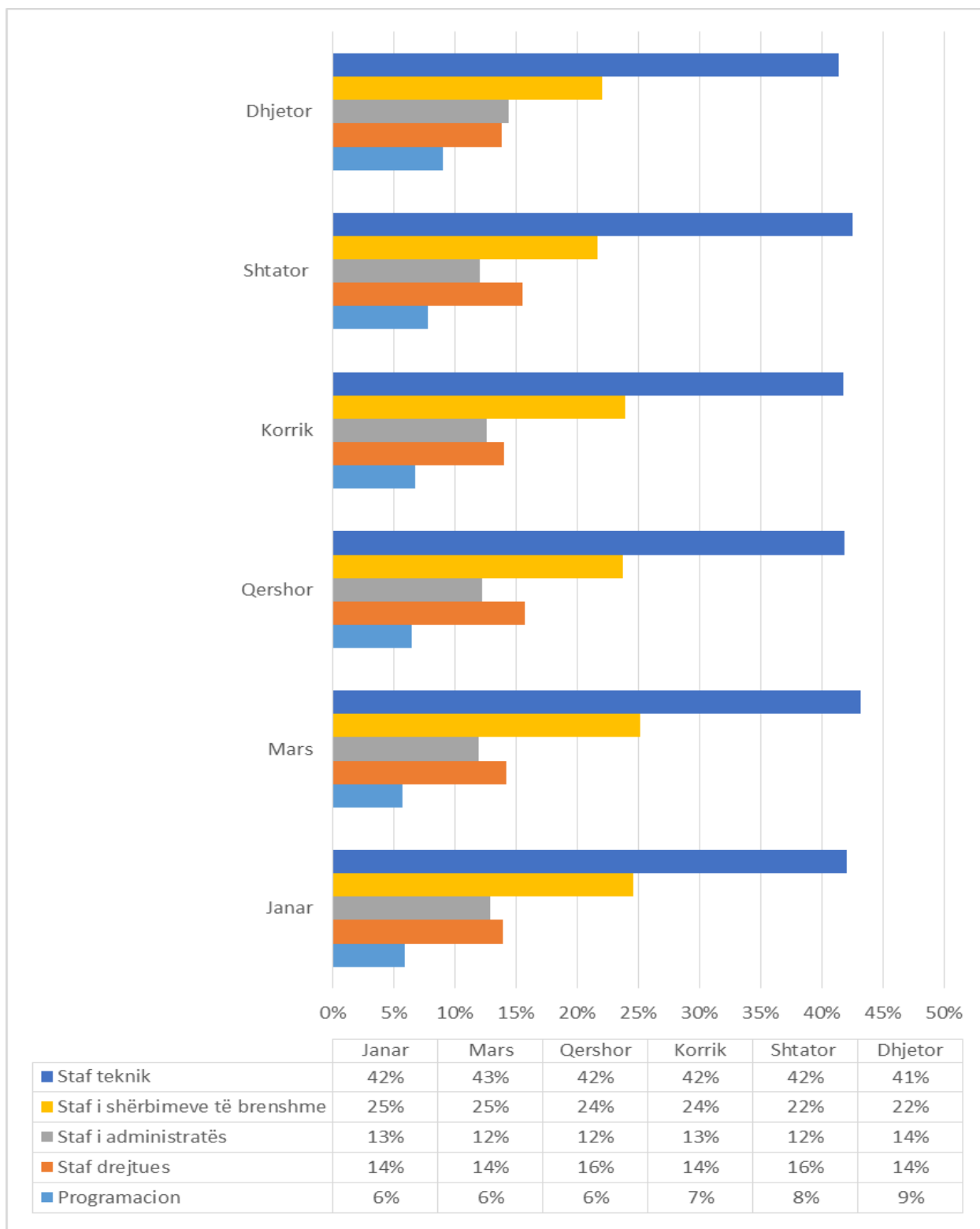
Cable TVs

	January	March	June	July	September	December
Executive Staff	18%	19%	18%	18%	19%	17%
Administrative Staff	35%	35%	34%	34%	33%	31%
Internal Services Staff	23%	22%	23%	23%	22%	26%
Technical Staff	24%	24%	25%	25%	26%	26%



Other Services

	January	March	June	July	September	December
Programming	6%	6%	6%	7%	8%	9%
Executive Staff	14%	14%	16%	14%	16%	14%
Administrative Staff	13%	12%	12%	13%	12%	14%
Internal Services Staff	25%	25%	24%	24%	22%	22%
Technical Staff	42%	43%	42%	42%	42%	41%



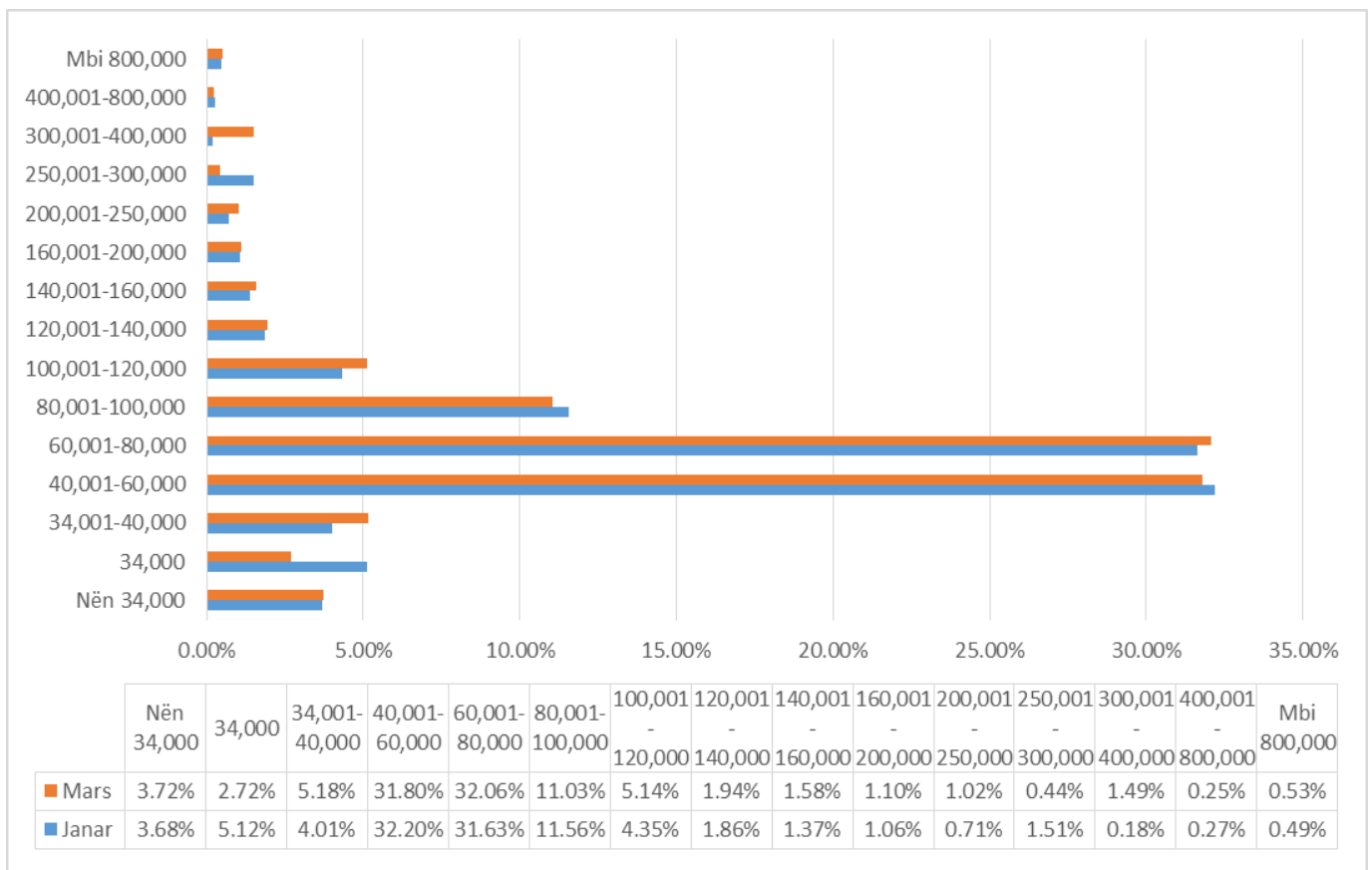
5.3 Concentration of AMSPs Personnel by Salary Level

The mandatory minimum wage for which social security contributions must be paid for employees and self-employed individuals in the Republic of Albania for 2023 increased to ALL 40,000, as determined by the respective government decrees (DCM).

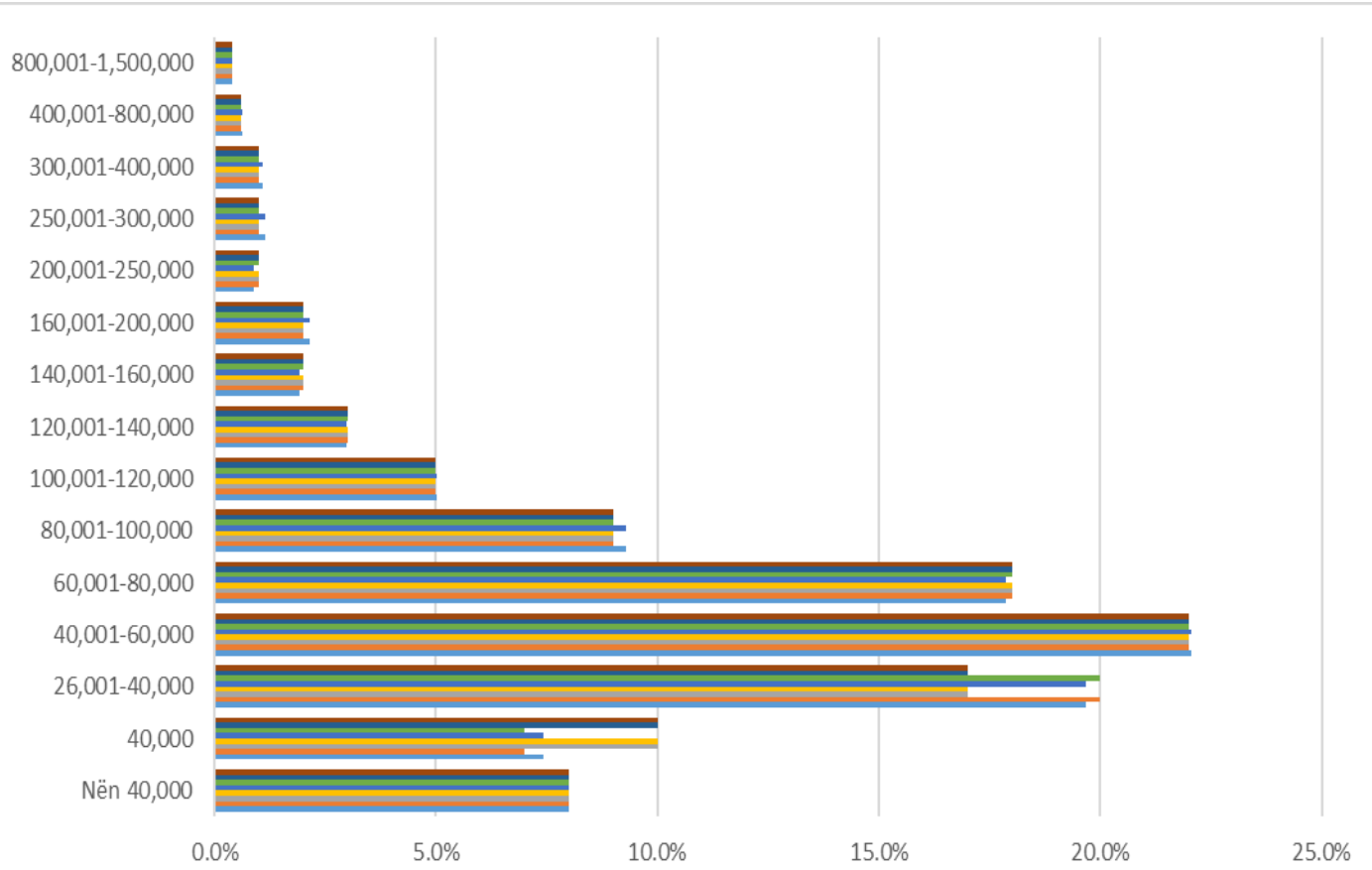
TV Channels

Employee salaries in television stations are concentrated in the ranges of ALL 40,001-60,000 and ALL 60,001-80,000, which account for over 60% of the total salary fund. Higher salaries make up a smaller portion of the salary structure.

	January	March
Under 34,000	3.68%	3.72%
34,000	5.12%	2.72%
34,001-40,000	4.01%	5.18%
40,001-60,000	32.20%	31.80%
60,001-80,000	31.63%	32.06%
80,001-100,000	11.56%	11.03%
100,001-120,000	4.35%	5.14%
120,001-140,000	1.86%	1.94%
140,001-160,000	1.37%	1.58%
160,001-200,000	1.06%	1.10%
200,001-250,000	0.71%	1.02%
250,001-300,000	1.51%	0.44%
300,001-400,000	0.18%	1.49%
400,001-800,000	0.27%	0.25%
Over 800,000	0.49%	0.53%



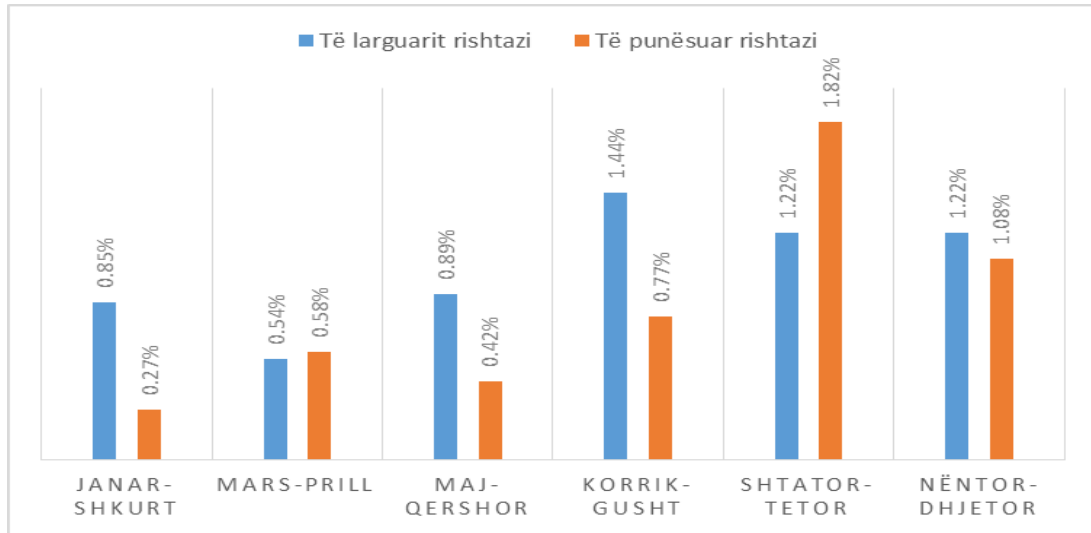
	June	July	September	December
Under 40,000	8.0%	8.0%	8.0%	8.0%
40,000	7.4%	7.0%	10.0%	10.0%
26,001-40,000	19.7%	20.0%	17.0%	17.0%
40,001-60,000	22.1%	22.0%	22.0%	22.0%
60,001-80,000	17.9%	18.0%	18.0%	18.0%
80,001-100,000	9.3%	9.0%	9.0%	9.0%
100,001-120,000	5.0%	5.0%	5.0%	5.0%
120,001-140,000	3.0%	3.0%	3.0%	3.0%
140,001-160,000	1.9%	2.0%	2.0%	2.0%
160,001-200,000	2.2%	2.0%	2.0%	2.0%
200,001-250,000	0.9%	1.0%	1.0%	1.0%
250,001-300,000	1.2%	1.0%	1.0%	1.0%
300,001-400,000	1.1%	1.0%	1.0%	1.0%
400,001-800,000	0.6%	0.60%	0.60%	0.60%
800,001-1,500,000	0.40%	0.40%	0.40%	0.40%



	Nën 40,000	40,000	26,001-40,000	40,001-60,000	60,001-80,000	80,001-100,000	100,001-120,000	120,001-140,000	140,001-160,000	160,001-200,000	200,001-250,000	250,001-300,000	300,001-400,000	400,001-800,000	800,001-1,500,000
■ Dhjetor	8.0%	10.0%	17.0%	22.0%	18.0%	9.0%	5.0%	3.0%	2.0%	2.0%	1.0%	1.0%	1.0%	0.60%	0.40%
■ Shtator	8.0%	10.0%	17.0%	22.0%	18.0%	9.0%	5.0%	3.0%	2.0%	2.0%	1.0%	1.0%	1.0%	0.60%	0.40%
■ Korrik	8.0%	7.0%	20.0%	22.0%	18.0%	9.0%	5.0%	3.0%	2.0%	2.0%	1.0%	1.0%	1.0%	0.60%	0.40%
■ Qershor	8.0%	7.4%	19.7%	22.1%	17.9%	9.3%	5.0%	3.0%	1.9%	2.2%	0.9%	1.2%	1.1%	0.6%	0.40%
■ Dhjetor	8.0%	10.0%	17.0%	22.0%	18.0%	9.0%	5.0%	3.0%	2.0%	2.0%	1.0%	1.0%	1.0%	0.60%	0.40%
■ Shtator	8.0%	10.0%	17.0%	22.0%	18.0%	9.0%	5.0%	3.0%	2.0%	2.0%	1.0%	1.0%	1.0%	0.60%	0.40%
■ Korrik	8.0%	7.0%	20.0%	22.0%	18.0%	9.0%	5.0%	3.0%	2.0%	2.0%	1.0%	1.0%	1.0%	0.60%	0.40%
■ Qershor	8.0%	7.4%	19.7%	22.1%	17.9%	9.3%	5.0%	3.0%	1.9%	2.2%	0.9%	1.2%	1.1%	0.6%	0.40%

% of Staff Turnover

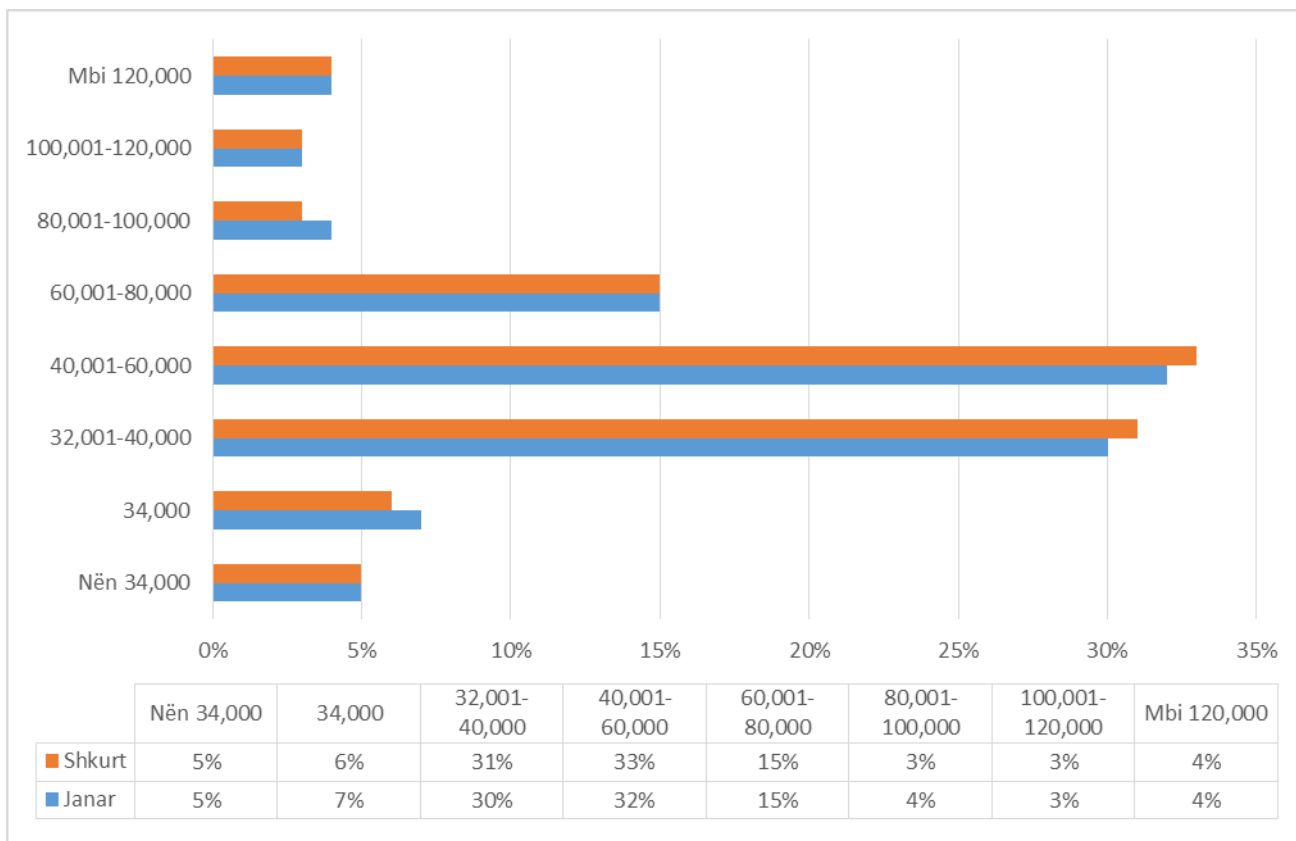
	<i>January-February</i>	<i>March-April</i>	<i>May-June</i>	<i>July-August</i>	<i>September-October</i>	<i>November-December</i>
Recently Departed Staff	0.85%	0.54%	0.89%	1.44%	1.22%	1.22%
Newly Hired Staff	0.27%	0.58%	0.42%	0.77%	1.82	1.08%



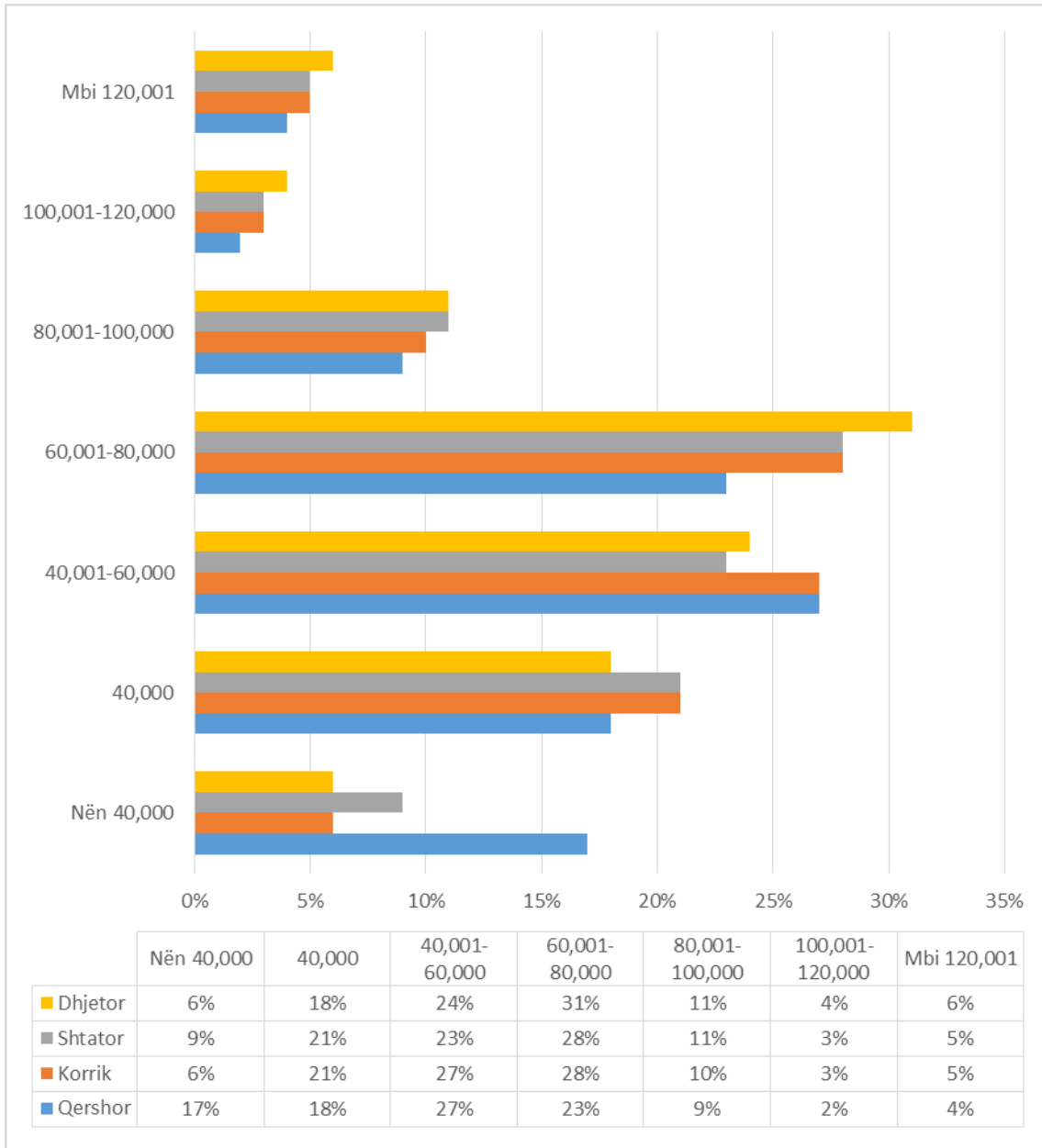
Radio Channels

From the charts below, it is noted that audio entities found it difficult to meet the new minimum wage levels. This is particularly evident in June, where payments below ALL 40,000 amounted to 17%.

	January	February
Under 34,000	5%	5%
34,000	7%	6%
34,001-40,000	30%	31%
40,001-60,000	32%	33%
60,001-80,000	15%	15%
80,001-100,000	4%	3%
100,001-120,000	3%	3%
Over 120,000	4%	4%

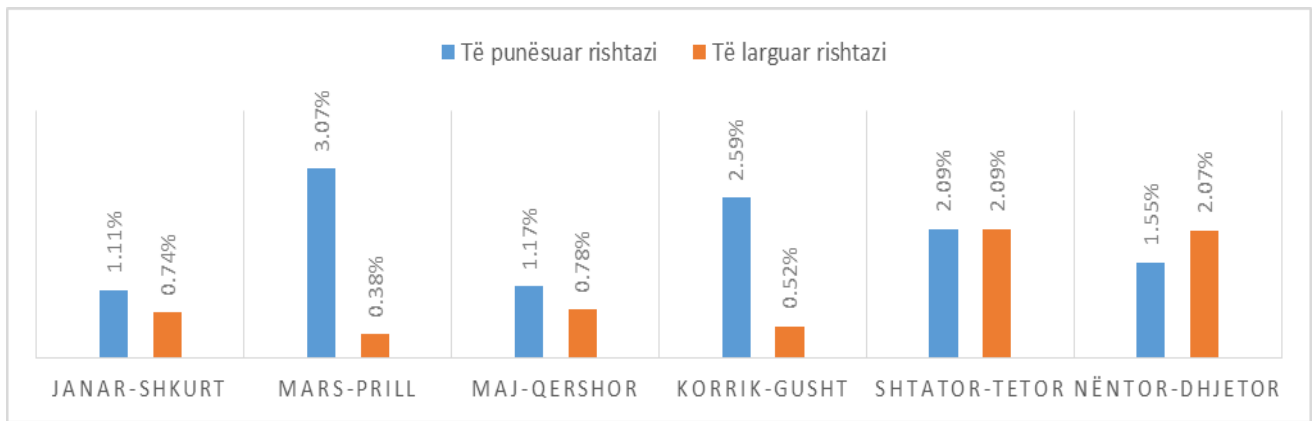


	June	July	September	December
Under 40,000	17%	6%	9%	6%
40.000	18%	21%	21%	18%
40,001-60,000	27%	27%	23%	24%
60,001-80,000	23%	28%	28%	31%
80,001-100,000	9%	10%	11%	11%
100,001-120,000	2%	3%	3%	4%
Over 120.001	4%	5%	5%	6%



% of Staff Turnover

	January-February	March-April	May-June	July-August	September-October	November-December
Newly Hired Staff	1.11%	3.07%	1.17%	2.59%	2.09%	1.55%
Recently departed staff:	0.74%	0.38%	0.78%	0.52%	2.09%	2.07%

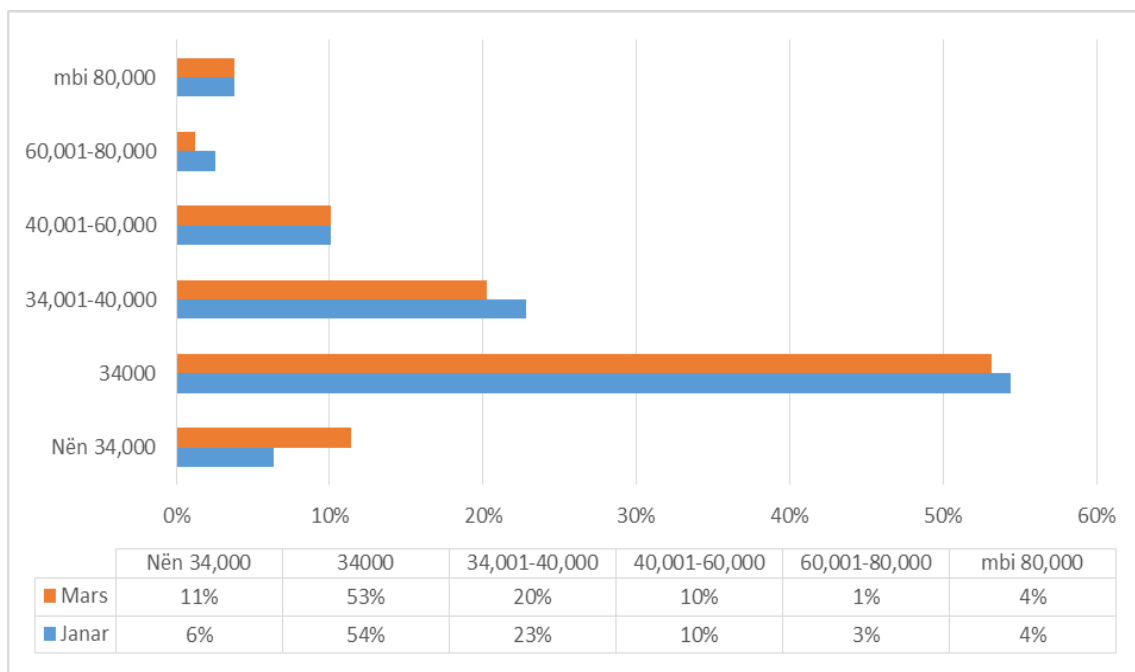


Cable TVs

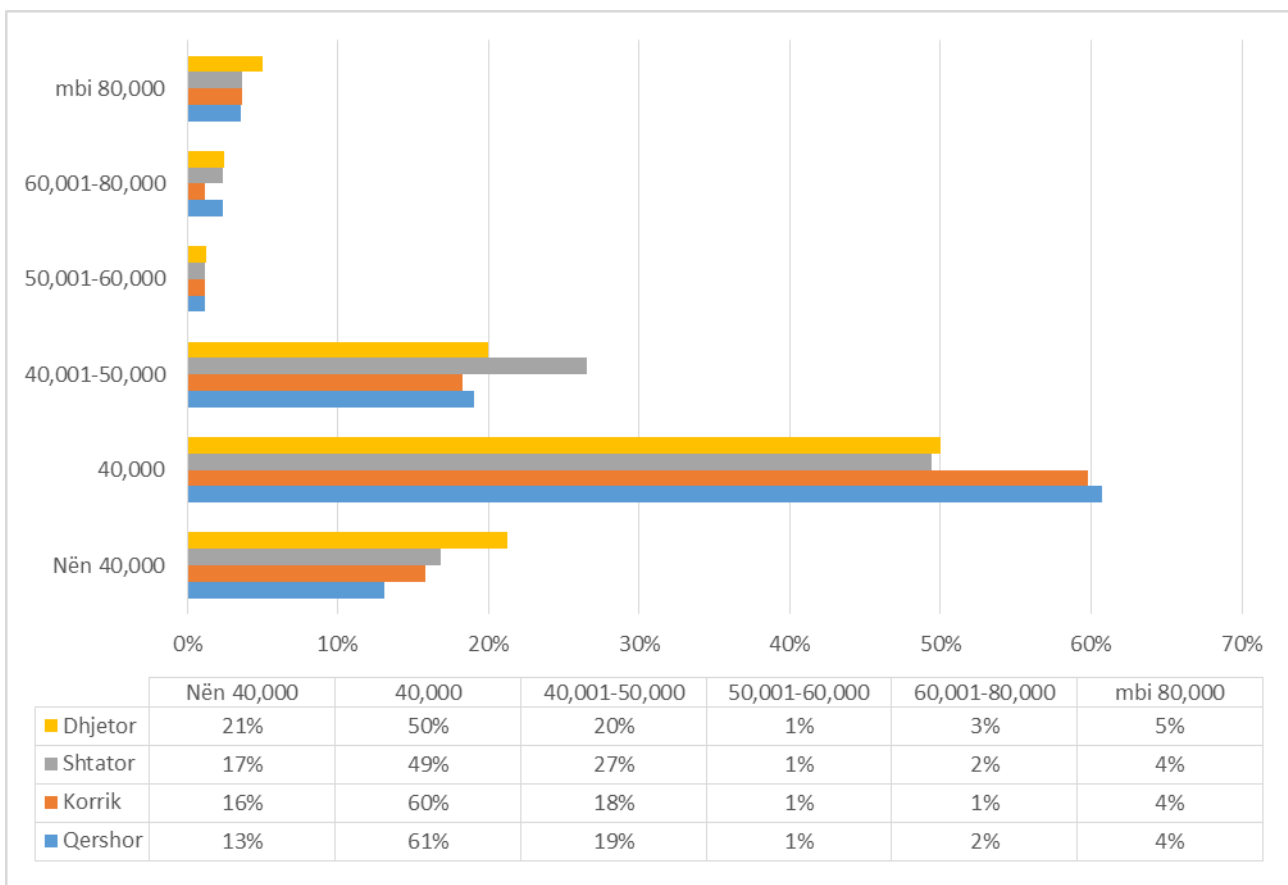
Cable entities tend to pay their staff the minimum wages set by the government, with over 50% of the staff being paid at this level.

Significant staff turnover was observed in November-December, reflecting the instability in this sector of the media.

	January	March
Under 34,000	6%	11%
34,000	54%	53%
34,001-40,000	23%	20%
40,001-60,000	10%	10%
60,001-80,000	3%	1%
Over 80,000	4%	4%

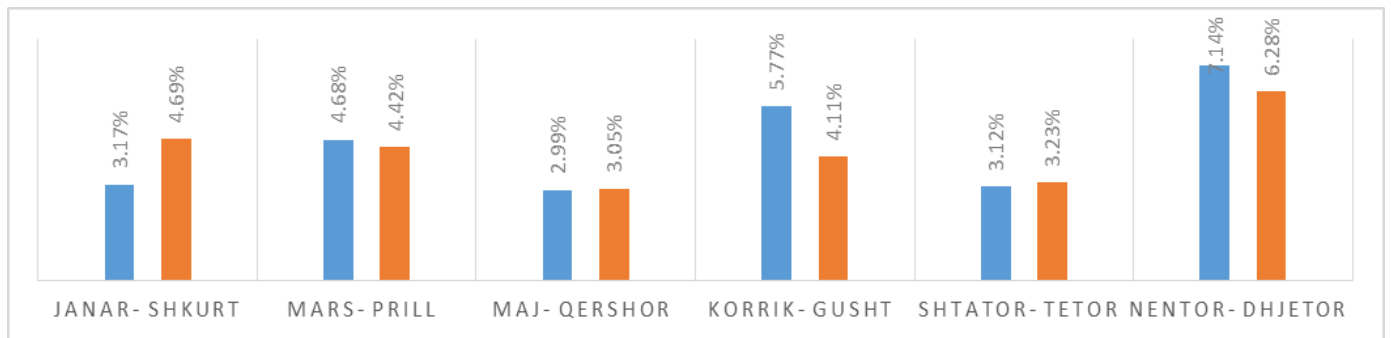


	June	July	September	December
Under 40,000	13%	16%	17%	21%
40.000	61%	60%	49%	50%
40,001-50,000	19%	18%	27%	20%
50,001-60,000	1%	1%	1%	1%
60,001-80,000	2%	1%	2%	3%
Over 80,000	4%	4%	4%	5%



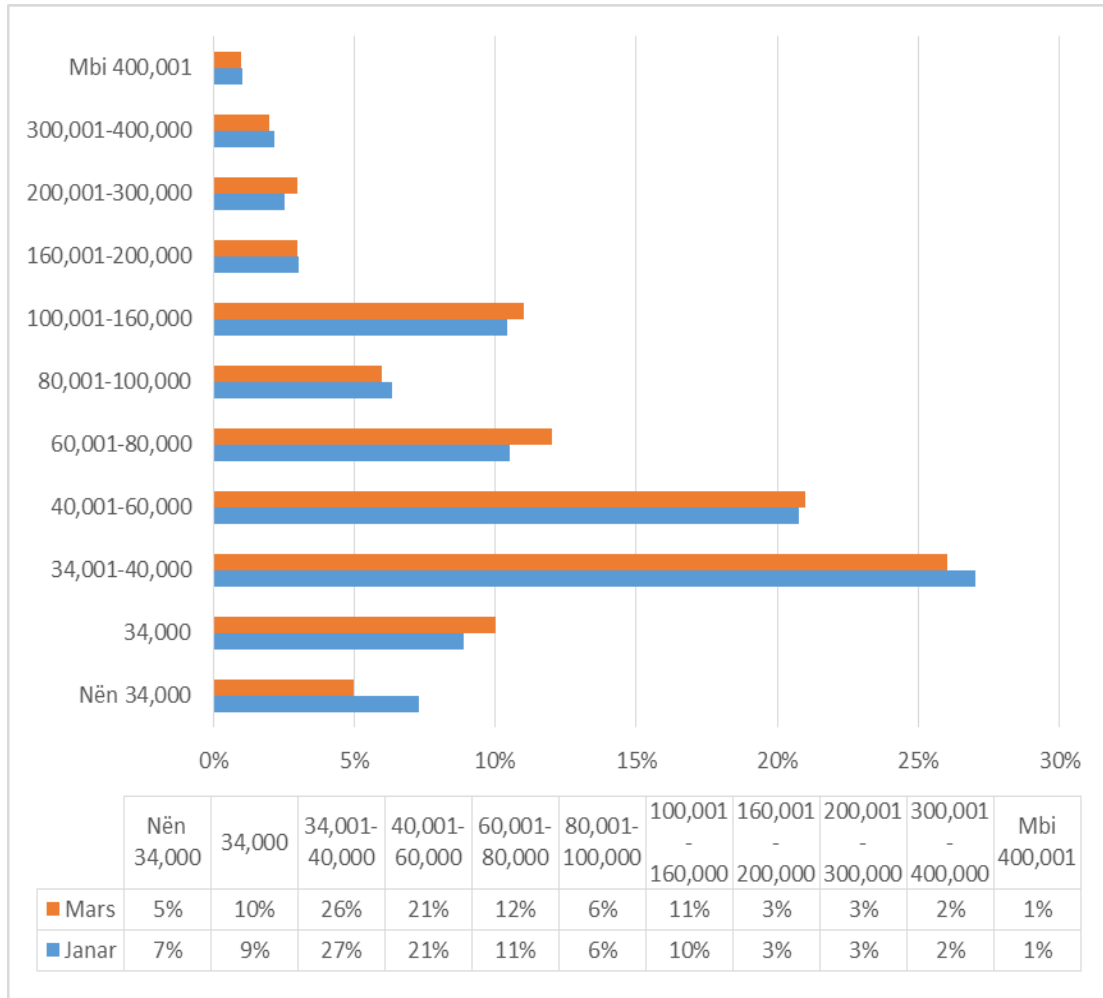
% of Staff Turnover

	January-February	March-April	May-June	July-August	September-October	November-December
Recently Departed Staff	3.17%	4.68%	2.99%	5.77%	3.12%	7.14%
Newly Hired Staff	4.69%	4.42%	3.05%	4.11%	3.23%	6.28%

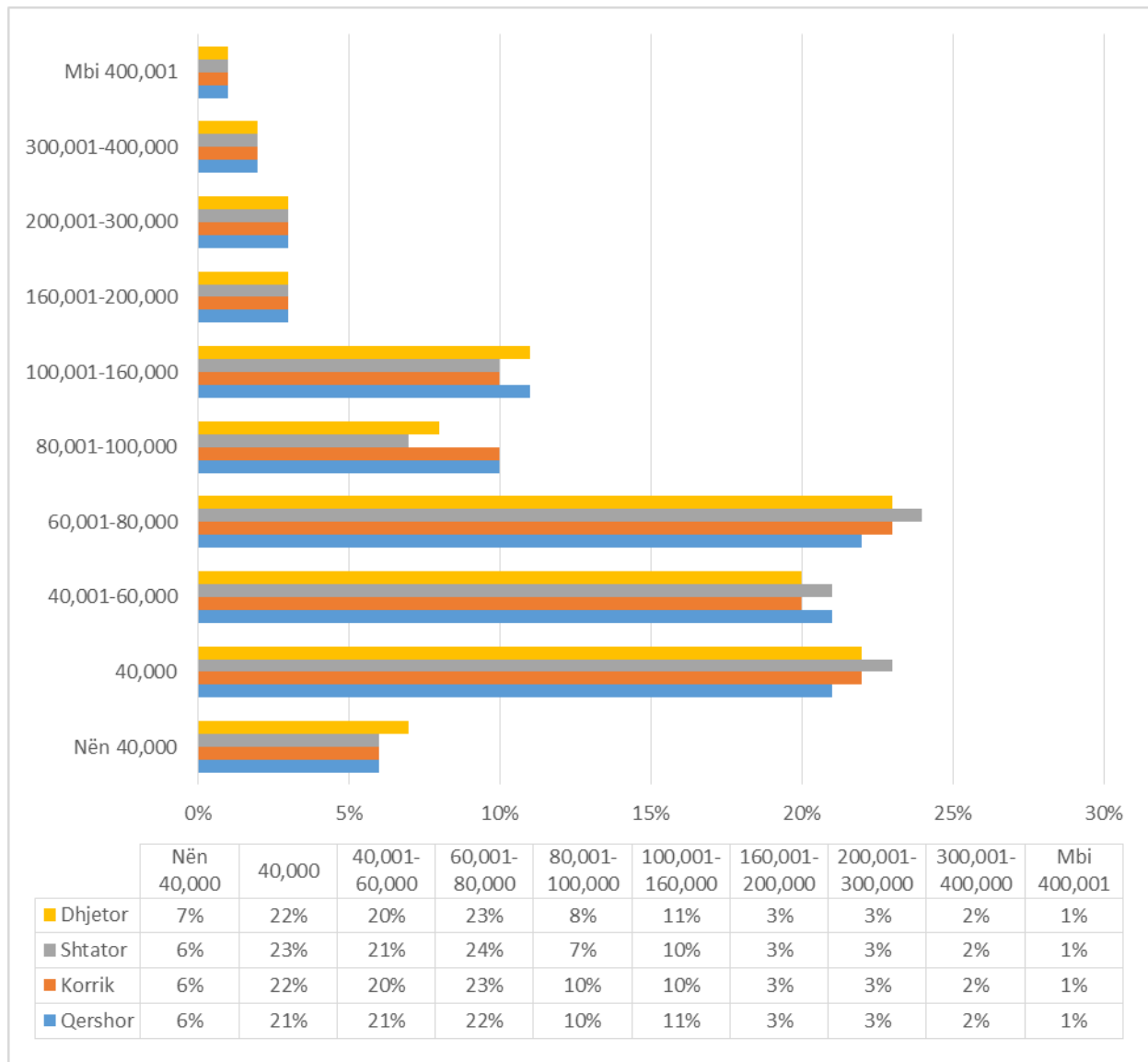


Other Services

	January	March
Under 34,000	7%	5%
34,000	9%	10%
34,001-40,000	27%	26%
40,001-60,000	21%	21%
60,001-80,000	11%	12%
80,001-100,000	6%	6%
100,001-160,000	10%	11%
160,001-200,000	3%	3%
200,001-300,000	3%	3%
300,001-400,000	2%	2%
Over 400,001	1%	1%

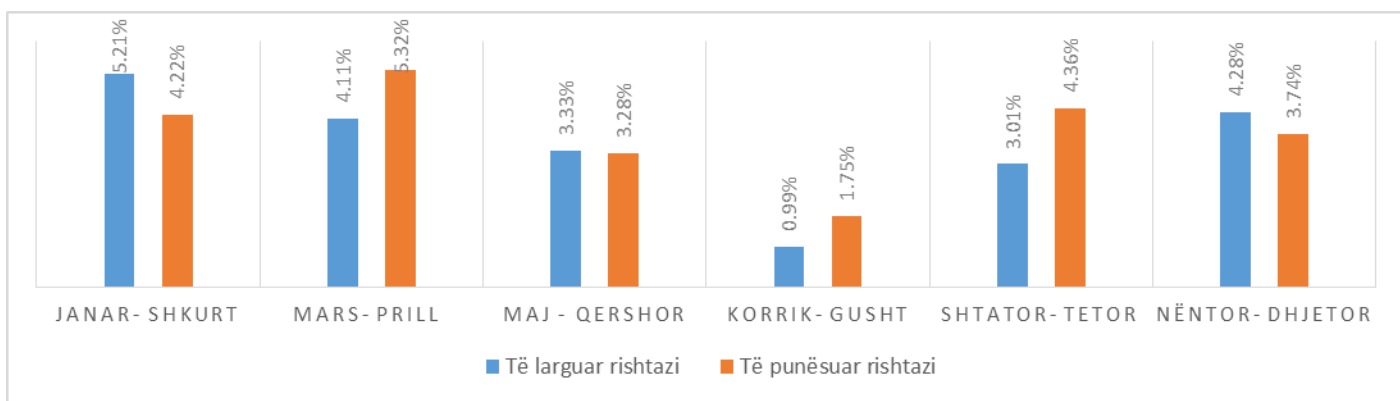


	June	July	September	December
Under 40,000	6%	6%	6%	7%
40.000	21%	22%	23%	22%
40,001-60,000	21%	20%	21%	20%
60,001-80,000	22%	23%	24%	23%
80,001-100,000	10%	10%	7%	8%
100,001-160,000	11%	10%	10%	11%
160,001-200,000	3%	3%	3%	3%
200,001-300,000	3%	3%	3%	3%
300,001-400,000	2%	2%	2%	2%
Over 400.001	1%	1%	1%	1%



% of Staff Turnover

	January-February	March-April	May-June	July-August	September-October	November-December
Recently Departed Staff	5.21%	4.11%	3.33%	0.99%	3.01%	4.28%
Newly Hired Staff	4.22%	5.32%	3.28%	1.75%	4.36%	3.74%



5.4 Gross Salary-to-Income and Total Annual Expenses Ratio

In this section, a graphical presentation of the distribution of the number of audiovisual media operators is provided for the salary-to-income and salary-to-expenses ratios. These ratios are based on the financial reports submitted to the Audiovisual Media Authority during 2023, categorized into the following groups:.

TV Channels

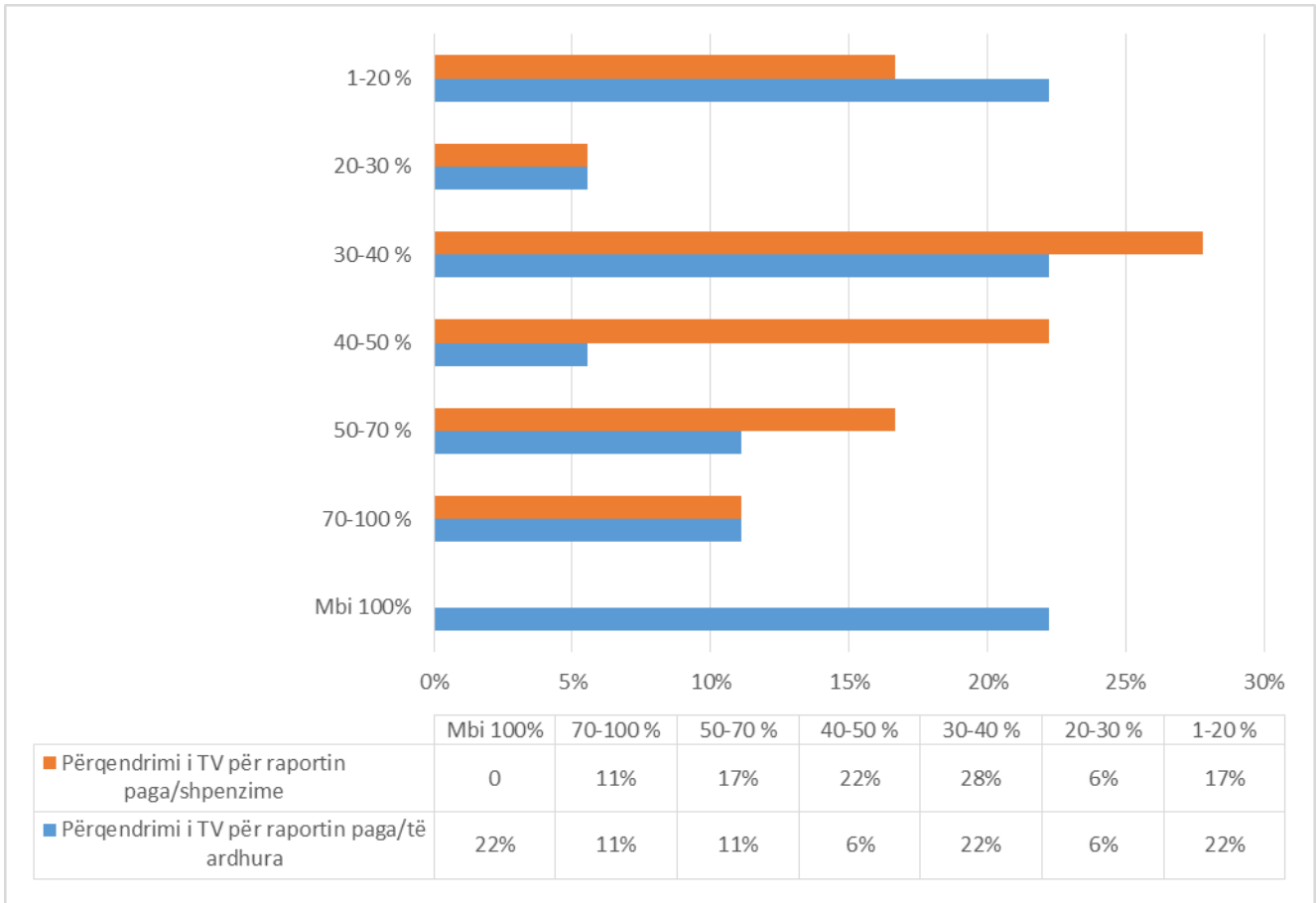
Salary-to-Income Ratio: 34% of the entities have allocated 20-50% of their annual income to salaries.

Salary-to-Expenses Ratio: The largest concentration of entities, 28%, is focused in the 30-50% segment for the salary-to-expenses ratio.

22% of the entities spend more on employee salaries than their annual income.

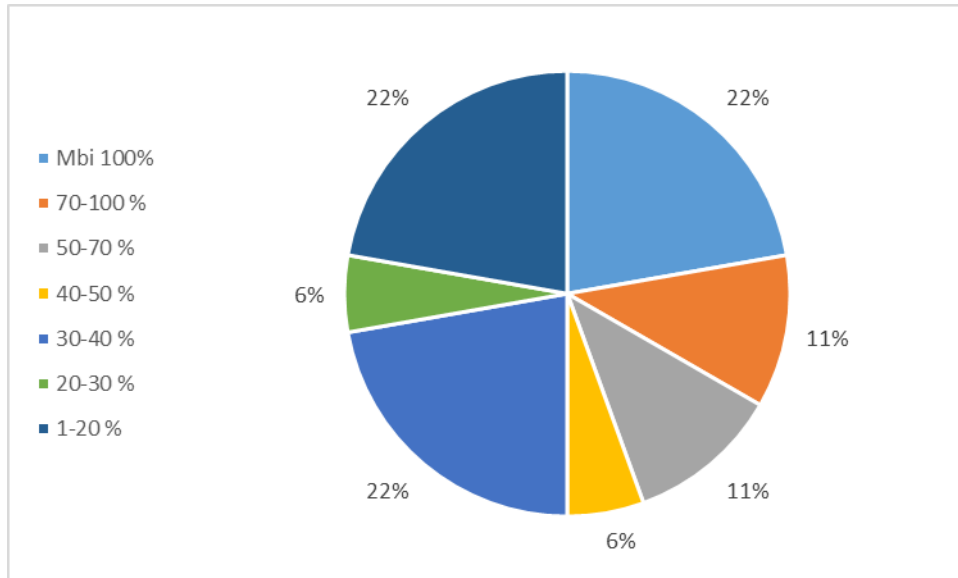
Presentation of TV Channels by Percentage of Personnel Expenses Over Total Expenses/Income

	Concentration of TV for the salary/income ratio	Concentration of TV for the salary/expense's ratio
Over 100%	22%	0
70-100 %	11%	11%
50-70 %	11%	17%
40-50 %	6%	22%
30-40 %	22%	28%
20-30 %	6%	6%
1-20 %	22%	17%



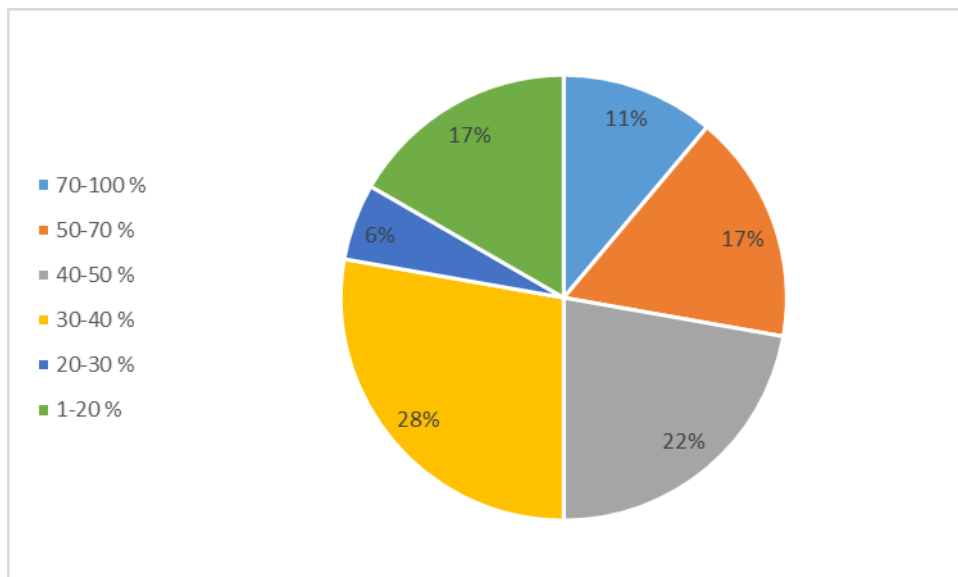
Concentration of TV for the salary/income ratio

Over 100%	22%
70-100 %	11%
50-70 %	11%
40-50 %	6%
30-40 %	22%
20-30 %	6%
1-20 %	22%



Concentration of TV for the salary/expense's ratio

70-100 %	11%
50-70 %	17%
40-50 %	22%
30-40 %	28%
20-30 %	6%
1-20 %	17%



Radio Channels

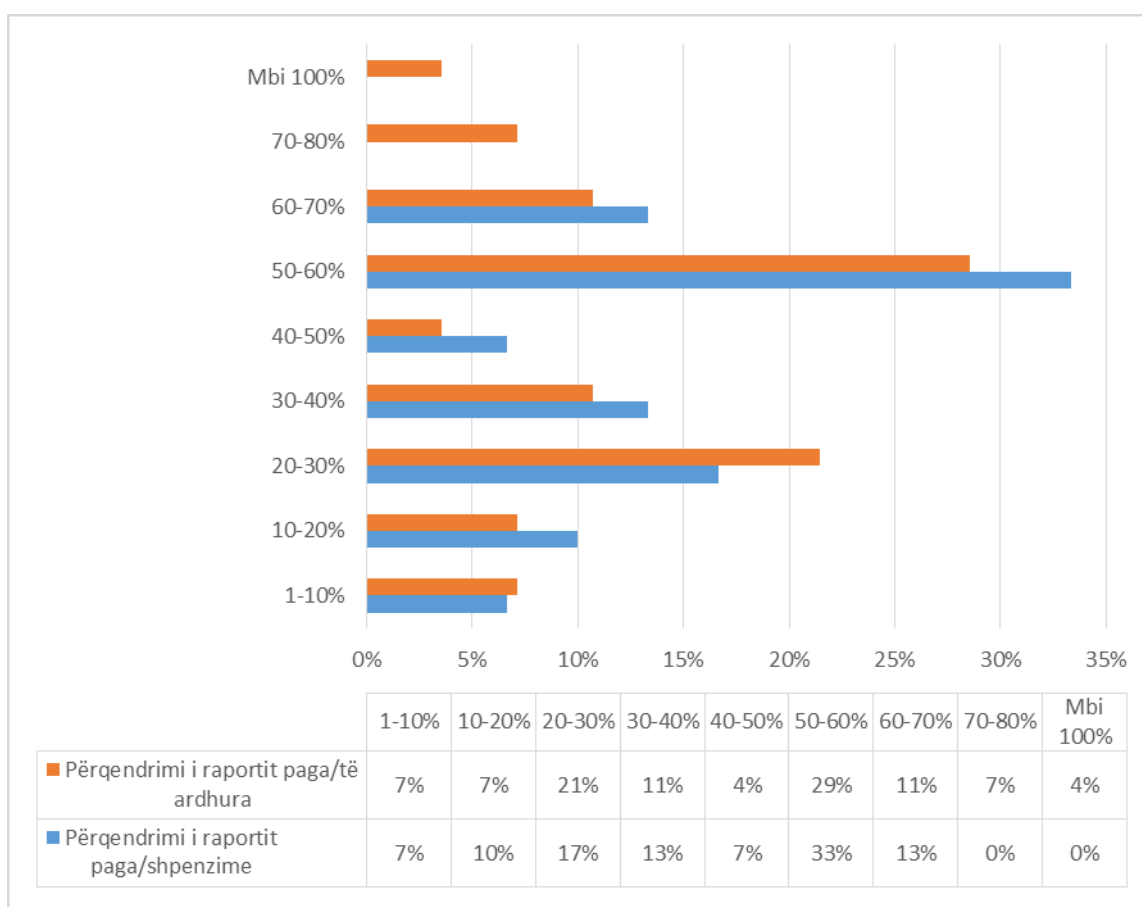
In the case of radio operators, the data reveals the following: 33% of radio entities fall within the 50-60% segment for the salary-to-expenses ratio.

For the salary-to-income ratio, 29% of the entities are also in the 50-60% range.

4% of the radio entities spend more on personnel salaries than their total annual income.

Presentation of Radios by Percentage of Personnel Expenses Over Total Expenses/Income

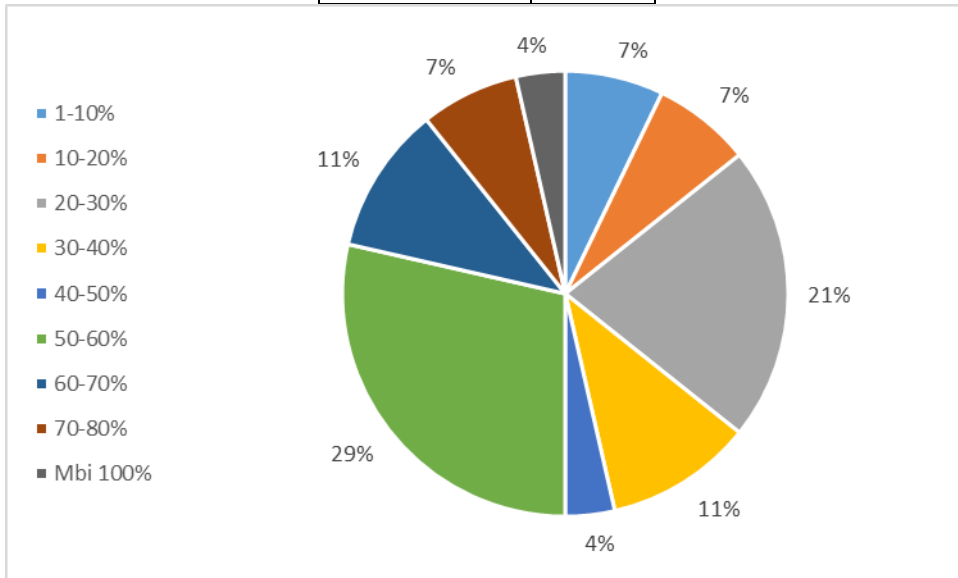
	Concentration of the salary/expense's ratio	Concentration of the salary/income ratio
1-10 %	7%	7%
10-20 %	10%	7%
20-30 %	17%	21%
30-40 %	13%	11%
40-50 %	7%	4%
50-60 %	33%	29%
60-70 %	13%	11%
70-80 %	0%	7%
Over 100%	0%	4%



Concentration of radios for the salary/income ratio

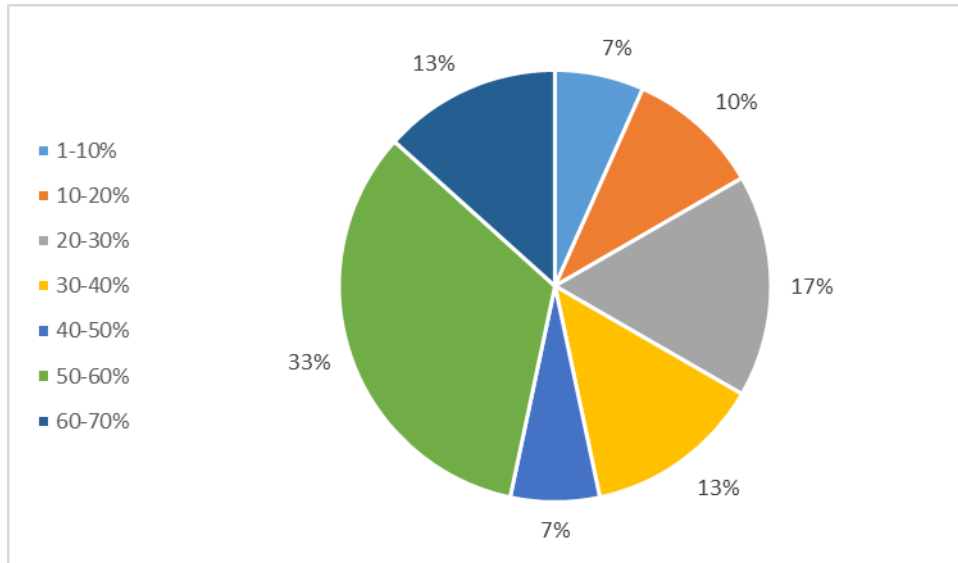
1-10 %	7%
10-20 %	7%
20-30 %	21%
30-40 %	11%
40-50 %	4%

50-60 %	29%
60-70 %	11%
70-80 %	7%
Over 100%	4%



Concentration of ratios for the salary/expenses ratio

1-10 %	7%
10-20 %	10%
20-30 %	17%
30-40 %	13%
40-50 %	7%
50-60 %	33%
60-70 %	13%



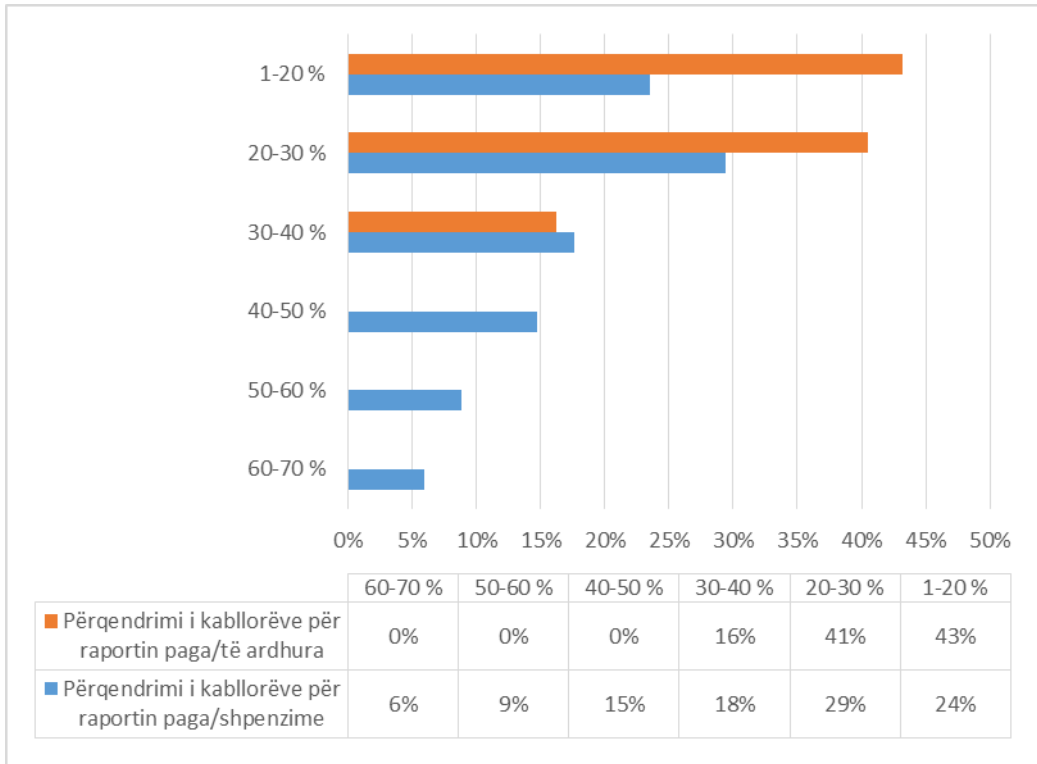
Cable TVs

The data suggests that cable operators predominantly pay their employees minimum wages, which is reflected in the ratios between salaries, expenses, and revenues.

About 84% of the entities spend between 1% and 30% of their revenues on salaries. Also, about 53% of the entities spend between 1% and 30% of their total annual expenses on salaries

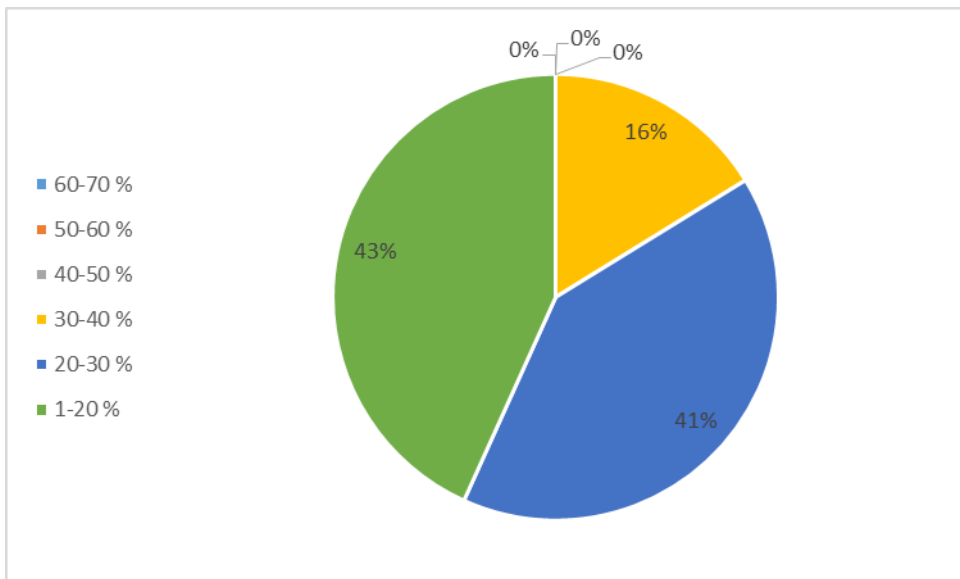
Presentation of Cable TVs by Percentage of Personnel Expenses Over Total Expenses/Income

	Concentration of Cable TVs for the salary/expense's ratio	Concentration of Cable TVs for the salary/income ratio
60-70 %	6%	0%
50-60 %	9%	0%
40-50 %	15%	0%
30-40 %	18%	16%
20-30 %	29%	41%
1-20 %	24%	43%



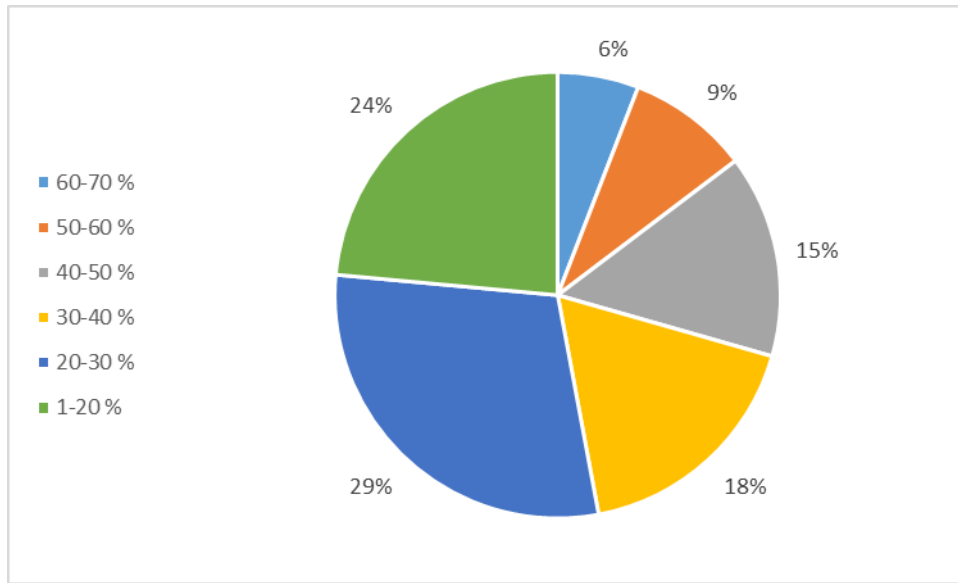
Concentration of Cable TVs for the salary/income ratio

60-70 %	0%
50-60 %	0%
40-50 %	0%
30-40 %	16%
20-30 %	41%
1-20 %	43%



Concentration of Cable TVs for the salary/expense's ratio

60-70 %	6%
50-60 %	9%
40-50 %	15%
30-40 %	18%
20-30 %	29%
1-20 %	24%

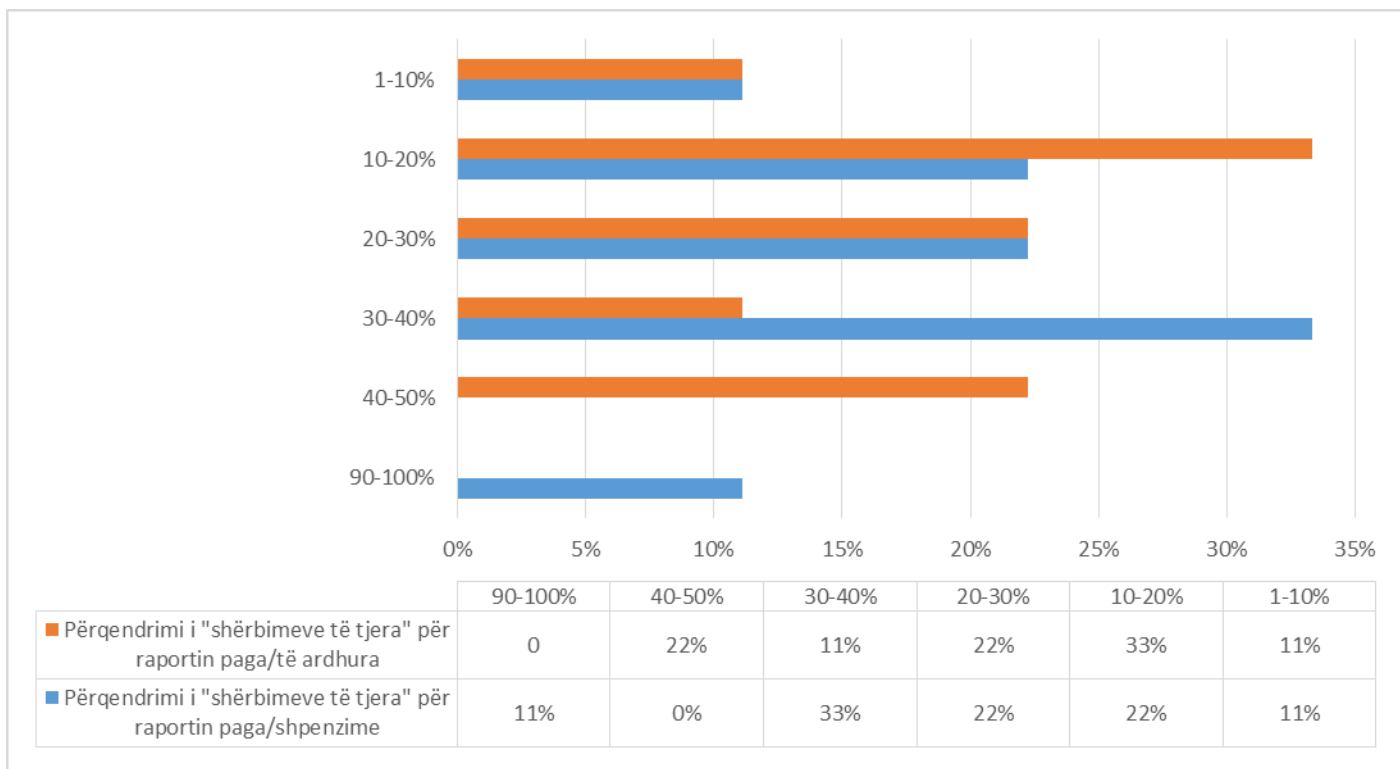


Other Services

For the licensed entities providing other services, the data provided shows: 33% of these entities allocate between 10-20% of their annual revenue to salaries and another 33% of these entities allocate between 30-40% of their annual expenses to salaries.

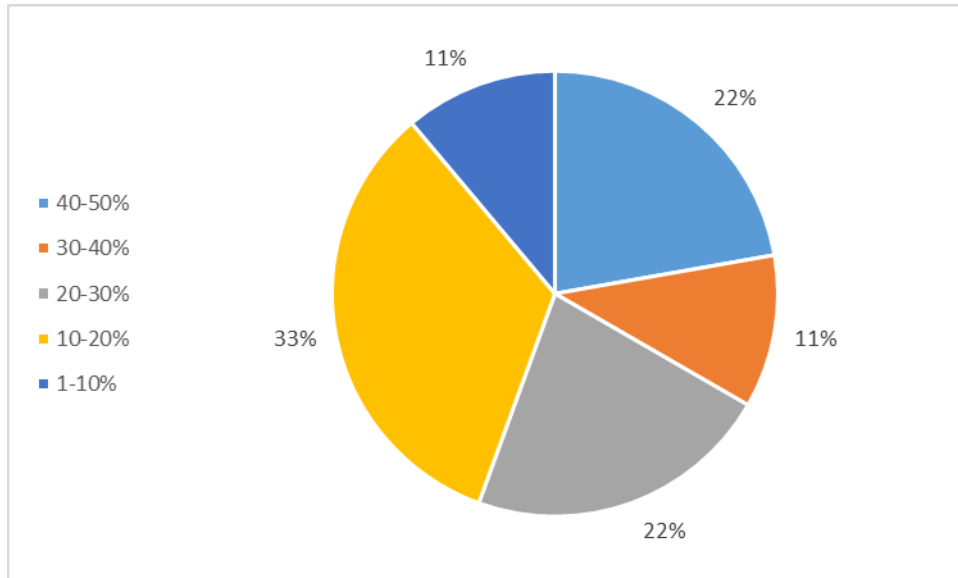
Presentation of Other Services by Percentage of Personnel Expenses Over Total Expenses/Income

	Concentration of “other services” for the salary/expense’s ratio	Concentration of “other services” for the salary/income ratio
90-100 %	11%	0%
40-50 %	0%	22%
30-40 %	33%	11%
20-30 %	22%	22%
10-20 %	22%	33%
1-10 %	11%	11%



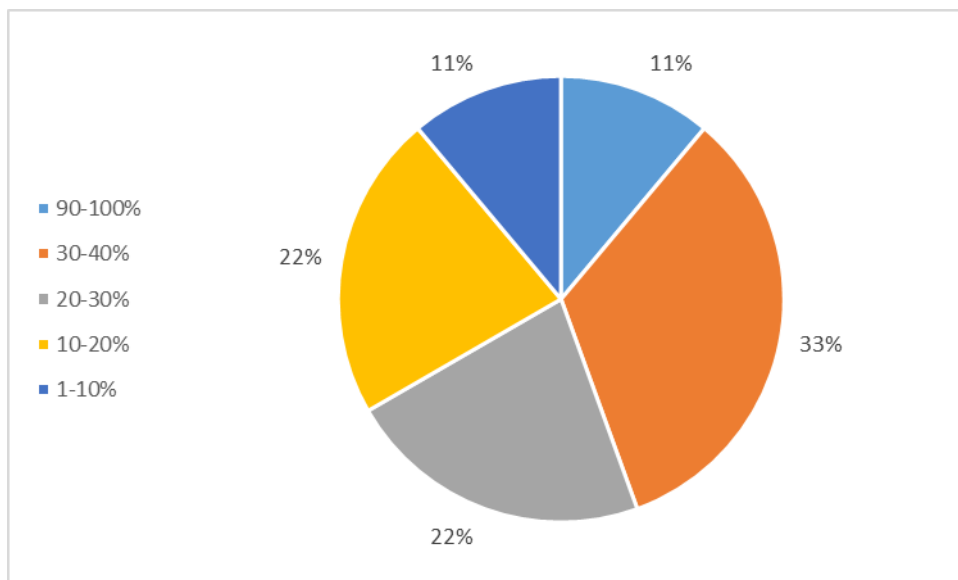
Concentration of other services for the salary/income ratio

40-50 %	22%
30-40 %	11%
20-30 %	22%
10-20 %	33%
1-10 %	11%



Concentration of other services for the salary/expense's ratio

90-100 %	11%
30-40 %	33%
20-30 %	22%
10-20 %	22%
1-10 %	11%



IV. Technical Indicators of Audiovisual Media Operators Transmissions

8. Release of the Digital Dividend Two (DD2) Band

In the context of releasing the 700 MHz band from audiovisual transmissions in Albania, the Audiovisual Media Authority (AMA), in January 2023, administered the final documents received from the Ministry of Infrastructure and Energy regarding the EU project "On technical assistance in the field of telecommunications," including the Migration Strategy, Migration cost assessment, and recommendations on licenses. Considering the complexity of this process, AMA continued its collaboration throughout 2023 with national audiovisual operators and neighbouring countries to successfully complete the release of the 700 MHz band from digital audiovisual transmissions in the Republic of Albania. It is worth noting the cooperation with operators Digjitalb, ADTN, and TV KLAN in response to complaints from Montenegro and North Macedonia. Several technical scenarios were undertaken, including a transitional migration, prior to migrating to frequency channels according to the Plan (470-694 MHz).

In July 2023, AMA also administered the draft law "On the Release of Digital Dividend Two (DD2) Frequencies," aimed at ensuring the public's continued access to all television programs transmitted via terrestrial networks after the release of the 700 MHz frequency band, through partial compensation for the direct costs caused by the process. The law also aims to create conditions for the release of Digital Dividend Two (DD2), currently used for audiovisual transmissions, and to allocate these frequencies for mobile electronic communication networks, in accordance with the current legislation on electronic communications.

This draft law was prepared with the contribution of the Ministry of Infrastructure and Energy, the Ministry of Finance and Economy, AMA, AKEP, and in consultation with representatives of the member institutions of the Inter-institutional Working Group, established by Prime Minister's Order No. 113, dated 20.07.2022, "On the establishment of the Inter-institutional Working Group for the release of Digital Dividend Two (DD2)."

8.1 Reallocation of the VHF Band III

The Albanian administration is still in the process of coordinating with the Adriatic and Ionian group for the reallocation of the VHF Band III. The radiofrequency assignment plan in the bands 174-230 MHz and 470-694 MHz in Albania, among other things, defines a shared use of the radio spectrum by T-DAB (Terrestrial-Digital Audio Broadcasting) and DTT (Digital Terrestrial Television) in a part of the VHF band.

The reallocation of the VHF Band III is being done to ensure better and more efficient use of this band. Cross-border coordination with our neighbours is very important to eliminate potential interferences. For all the allotments allocated throughout the Adriatic area, it is necessary to check their compatibility with the Albanian allotments. The goal of this agreement is to gain a third network for Albania in the VHF band, which would bring more spectral capacity and the implementation of DAB+ digital radios.

8.2 List of Free Programs in the 12 Districts of the Country During 2023

COUNTIES: TIRANA – DURRËS				
	PROGRAM	Licence	Digital audio-visual service network where it is carried	Actual coverage with signal
1	RTSH 1 HD	National	RTSH	Party
2	RTSH 2 HD	National	RTSH	National
3	RTSH 3 HD	National	RTSH	National

4	RTSH SPORT HD	National	RTSH	National
5	RTSH FILM	National	RTSH	National
6	RTSH SHQIP	National	RTSH	National
7	RTSH MUZIK	National	RTSH	National
8	RTSH KUVEND	National	RTSH	National
9	RTK	National	RTSH	National
10	RTSH 24 HD	National	RTSH	National
11	RTSH PLUS	National	RTSH	National
12	RTSH FEMIJE	National	RTSH	National
13	RTSH SHKOLLE	National	RTSH	National
14	RTSH AGRO	National	RTSH	National
15	NEWS 24	Regional	RTSH, DIGJITALB MUX 4	- RTSH - Regional - Digitalb - National
16	REPORT TV	Regional	RTSH	Regional
17	TV PREMIUM CHANNEL	Regional	RTSH	Regional
18	FAX NEWS	Regional	RTSH, VIZION +	- RTSH - Regional - Vizion +- National
19	TV SHIJAK	Regional	RTSH	Regional
20	RTSH KORCA	Local	RTSH	National
21	RTSH GJIROKASTRA	Local	RTSH	National
22	RTSH SHKODRA	Local	RTSH	National
23	RTSH KUKESI	Local	RTSH	National
24	SYRI TV	Regional	RTSH, TV KLAN	- RTSH - Regional - TV Klan - National
25	CLUB TV	Regional	RTSH	Regional
26	KLAN HD	National	TV KLAN	National
27	ABC NEWS	Regional	TV KLAN	National
28	KLAN NEWS	National	TV KLAN	National
29	KLAN +	National	TV KLAN	National
30	TV SCAN	Regional	TV KLAN	National
31	EURONEWS ALBANIA	Regional	TV KLAN	National
32	KLAN MUSIC	National	TV KLAN	National
33	KLAN MAQEDONIA	National	TV KLAN	National
34	A2 CNN	Regional	TV KLAN	National
35	MCN TV	Regional	TV KLAN	National
36	TOP-CHANNEL	National	TOP CHANNEL	National
37	VIZION +	National	TV VIZION +	National
38	ORA NEWS	Regional	DIGJITALB	National
39	RTV ORA	Regional	DIGJITALB	National
40	IN TV	Regional	RTSH	Regional
41	MCN 24	Regional	TV KLAN	National
42	TV KUKESI	Regional	RTSH	Regional

KORÇA COUNTY

PROGRAM		Licence	Digital audio-visual service network where it is carried	Actual coverage with signal
1	RTSH 1 HD	National	RTSH	National

2	RTSH 2 HD	National	RTSH	National
3	RTSH 3 HD	National	RTSH	National
4	RTSH SPORT HD	National	RTSH	National
5	RTSH FILM	National	RTSH	National
6	RTSH SHQIP	National	RTSH	National
7	RTSH MUZIK	National	RTSH	National
8	RTSH KUVEND	National	RTSH	National
9	RTK	National	RTSH	National
10	RTSH 24 HD	National	RTSH	National
11	RTSH PLUS	National	RTSH	National
12	RTSH FEMIJE	National	RTSH	National
13	RTSH SHKOLLE	National	RTSH	National
14	RTSH AGRO	National	RTSH	National
15	REPORT TV	Regional	RTSH	Regional
16	TV SOT 7	Local	RTSH	Local
17	CLUB TV	Regional	RTSH	Regional
18	RTSH KORCA	Local	RTSH	National
19	RTSH GJIROKASTRA	Local	RTSH	National
20	RTSH KUKESI	Local	RTSH	National
21	RTSH SHKODRA	Local	RTSH	National
22	KLAN HD	National	TV KLAN	National
23	ABC NEWS	Regional	TV KLAN	National
24	KLAN NEWS	National	TV KLAN	National
25	KLAN +	National	TV KLAN	National
26	SYRI TV	Regional	TV KLAN	National
27	TV SCAN	Regional	TV KLAN	National
28	EURONEWS ALBANIA	Regional	TV KLAN	National
29	KLAN MUSIC	National	TV KLAN	National
30	KLAN MAQEDONIA	National	TV KLAN	National
31	A2 CNN	Regional	TV KLAN	National
32	MCN TV	Regional	TV KLAN	National
33	TOP CHANNEL	National	TOP CHANNEL	National
34	VIZION +	National	TV VIZION +	National
35	ORA NEWS	Regional	DIGJITALB	National
36	RTV ORA	Regional	DIGJITALB	National
37	FAX NEWS	Regional	TV VIZION +	National
38	News 24	Regional	DIGJITALB	National
39	MCN 24	Regional	TV KLAN	National

BERAT COUNTY

	PROGRAM	Licence	Digital audio-visual service network where it is carried	Actual coverage with signal
1	RTSH 1 HD	National	RTSH	National
2	RTSH 2 HD	National	RTSH	National
3	RTSH 3 HD	National	RTSH	National
4	RTSH SPORT HD	National	RTSH	National
5	RTSH FILM	National	RTSH	National

6	RTSH SHQIP	National	RTSH	National
7	RTSH MUZIK	National	RTSH	National
8	RTSH KUVEND	National	RTSH	National
9	RTK	National	RTSH	National
10	RTSH 24 HD	National	RTSH	National
11	RTSH PLUS	National	RTSH	National
12	RTSH FEMIJE	National	RTSH	National
13	RTSH SHKOLLE	National	RTSH	National
14	RTSH AGRO	National	RTSH	National
15	REPORT TV	Regional	RTSH	Regional
16	TV BERATI	Local	RTSH	Local
17	RTSH GJIROKASTRA	Local	RTSH	National
18	RTSH KUKESI	Local	RTSH	National
19	RTSH SHKODRA	Local	RTSH	National
20	RTSH KORCA	Local	RTSH	National
21	KLAN HD	National	TV KLAN	National
22	ABC NEWS	Regional	TV KLAN	National
23	KLAN NEWS	National	TV KLAN	National
24	KLAN +	National	TV KLAN	National
25	SYRI TV	Regional	TV KLAN	National
26	TV SCAN	Regional	TV KLAN	National
27	EURONEWS ALBANIA	Regional	TV KLAN	National
28	KLAN MUSIC	National	TV KLAN	National
29	KLAN MAQEDONIA	National	TV KLAN	National
30	A2 CNN	Regional	TV KLAN	National
31	MCN TV	Regional	TV KLAN	National
32	TOP CHANNEL	National	TOP CHANNEL	National
33	VIZION +	National	TV VIZION +	National
34	ORA NEWS	Regional	DIGJITALB	National
35	RTV ORA	Regional	DIGJITALB	National
36	FAX NEWS	Regional	TV VIZION +	National
37	MCN 24	Regional	TV KLAN	National
38	NEWS 24	Regional	DIGJITALB	National

FIER COUNTY				
	PROGRAM	Licence	Digital audio-visual service network where it is carried	Actual coverage with signal
1	RTSH 1 HD	National	RTSH	National
2	RTSH 2 HD	National	RTSH	National
3	RTSH 3 HD	National	RTSH	National
4	RTSH SPORT HD	National	RTSH	National
5	RTSH FILM	National	RTSH	National
6	RTSH SHQIP	National	RTSH	National
7	RTSH MUZIK	National	RTSH	National
8	RTSH KUVEND	National	RTSH	National
9	RTK	National	RTSH	National
10	RTSH 24 HD	National	RTSH	National

11	RTSH PLUS	National	RTSH	National
12	RTSH FEMIJE	National	RTSH	National
13	RTSH SHKOLLE	National	RTSH	National
14	RTSH AGRO	National	RTSH	National
15	REPORT TV	Regional	RTSH	Regional
16	NEWS 24	Regional	RTSH, DIGJITALB MUX 4	- RTSH - Regional - Digitalb - National
17	RTSH KORCA	Local	RTSH	National
18	RTSH SHKODRA	Local	RTSH	National
19	RTSH KUKESI	Local	RTSH	National
20	KLAN HD	National	TV KLAN	National
21	ABC NEWS	Regional	TV KLAN	National
22	KLAN NEWS	National	TV KLAN	National
23	KLAN +	National	TV KLAN	National
24	SYRI TV	Regional	TV KLAN	National
25	TV SCAN	TV KLAN	National	TV KLAN
26	EURONEWS ALBANIA	TV KLAN	National	TV KLAN
27	KLAN MUSIC	National	TV KLAN	National
28	KLAN MAQEDONIA	National	TV KLAN	National
29	A2 CNN	Regional	TV KLAN	National
30	MCN TV	Regional	TV KLAN	National
31	TOP CHANNEL	National	TOP CHANNEL	National
32	VIZION+	National	TV VIZION +	National
33	ORA NEWS	Regional	DIGJITALB	National
34	RTV ORA	Regional	DIGJITALB	National
35	FAX NEWS	Regional	TV VIZION +	National
36	IN TV	Regional	RTSH	Regional
37	MCN 24	Regional	TV KLAN	National

VLORA COUNTY

VLORA COUNTY				
PROGRAM		Licence	Digital audio-visual service network where it is carried	Actual coverage with signal
1	RTSH 1 HD	National	RTSH	National
2	RTSH 2 HD	National	RTSH	National
3	RTSH 3 HD	National	RTSH	National
4	RTSH SPORT HD	National	RTSH	National
5	RTSH FILM	National	RTSH	National
6	RTSH SHQIP	National	RTSH	National
7	RTSH MUZIK	National	RTSH	National
8	RTSH KUVEND	National	RTSH	National
9	RTK	National	RTSH	National
10	RTSH 24 HD	National	RTSH	National
11	RTSH PLUS	National	RTSH	National
12	RTSH FEMIJE	National	RTSH	National
13	RTSH SHKOLLE	National	RTSH	National
14	TV PREMIUM	Regional	RTSH	Regional

	CHANNEL			
15	REPORT TV	Regional	RTSH	Regional
16	NEWS 24	Regional	RTSH, DIGJITALB MUX 4	- RTSH - Regional - Digitalb - National
17	RTSH GJIROKASTRA	Local	RTSH	National
18	RTSH KORCA	Local	RTSH	National
19	RTSH KUKESI	Local	RTSH	National
20	RTSH SHKODRA	Local	RTSH	National
21	TV 6+1	Local	RTSH	Local
22	ONE TV VLORA	Local	RTSH	Local
23	KLAN HD	National	TV KLAN	National
24	ABC NEWS	Regional	TV KLAN	National
25	KLAN NEWS	National	TV KLAN	National
26	KLAN +	National	TV KLAN	National
27	SYRI TV	Regional	TV KLAN	National
28	TV SCAN	Regional	TV KLAN	National
29	EURONEWS ALBANIA	Regional	TV KLAN	National
30	KLAN MUSIC	National	TV KLAN	National
31	KLAN MAQEDONIA	National	TV KLAN	National
32	A2 CNN	Regional	TV KLAN	National
33	MCN TV	Regional	TV KLAN	National
34	TOP CHANNEL	TOP CHANNEL	National	TOP CHANNEL
35	VIZION +	National	TV VIZION +	National
36	ORA NEWS	Regional	DIGJITALB	National
37	RTV ORA	Regional	DIGJITALB	National
38	FAX NEWS	Regional	TV VIZION +	National
39	MCN 24	Regional	TV KLAN	National
40	RTSH AGRO	National	RTSH	National

ELBASAN COUNTY

PROGRAM		Licence	Digital audio-visual service network where it is carried	Actual coverage with signal
1	RTSH 1 HD	National	RTSH	National
2	RTSH 2 HD	National	RTSH	National
3	RTSH 3 HD	National	RTSH	National
4	RTSH SPORT HD	National	RTSH	National
5	RTSH FILM	National	RTSH	National
6	RTSH SHQIP	National	RTSH	National
7	RTSH MUZIK	National	RTSH	National
8	RTSH KUVEND	National	RTSH	National
9	RTK	National	RTSH	National
10	RTSH 24 HD	National	RTSH	National
11	RTSH PLUS	National	RTSH	National
12	RTSH FEMIJE	National	RTSH	National
13	RTSH SHKOLLE	National	RTSH	National

14	RTSH AGRO	National	RTSH	National
15	REPORT TV	Regional	RTSH	Regional
16	RTSH KORCA	Local	RTSH	National
17	RTSH GJIROKASTRA	Local	RTSH	National
18	RTSH SHKODRA	Local	RTSH	National
19	RTSH KUKESI	Local	RTSH	National
20	CLUB TV	Regional	RTSH	Regional
21	KLAN HD	National	TV KLAN	National
22	ABC NEWS	Regional	TV KLAN	National
23	KLAN NEWS	National	TV KLAN	National
24	KLAN +	National	TV KLAN	National
25	SYRI TV	Regional	TV KLAN	National
26	CLUB TV	Regional	RTSH	Regional
27	TV SCAN	Regional	TV KLAN	National
28	EURONEWS ALBANIA	Regional	TV KLAN	National
29	KLAN MUSIC	National	TV KLAN	National
30	KLAN MAQEDONIA	National	TV KLAN	National
31	A2 CNN	Regional	TV KLAN	National
32	MCN TV	Regional	TV KLAN	National
33	TOP CHANNEL	National	TOP CHANNEL	National
34	VIZION +	National	TV VIZION +	National
35	ORA NEWS	Regional	DIGJITALB	National
36	RTV ORA	Regional	DIGJITALB	National
37	IN TV	Regional	RTSH	Regional
38	MCN 24	Regional	TV KLAN	National
39	FAX NEWS	Regional	TV VIZION +	National
40	NEWS 24	Regional	DIGJITALB MUX 4	National

KUKËS COUNTY

PROGRAM		Licence	Digital audio-visual service network where it is carried	Actual coverage with signal
1	RTSH 1 HD	National	RTSH	National
2	RTSH 2 HD	National	RTSH	National
3	RTSH 3 HD	National	RTSH	National
4	RTSH SPORT HD	National	RTSH	National
5	RTSH FILM	National	RTSH	National
6	RTSH SHQIP	National	RTSH	National
7	RTSH MUZIK	National	RTSH	National
8	RTSH KUVEND	National	RTSH	National
9	RTK	National	RTSH	National
10	RTSH 24 HD	National	RTSH	National
11	RTSH PLUS	National	RTSH	National
12	RTSH FEMIJE	National	RTSH	National
13	RTSH SHKOLLE	National	RTSH	National
14	RTSH AGRO	National	RTSH	National

15	REPORT TV	Regional	RTSH	Regional
16	RTSH KUKESI	Local	RTSH	National
17	RTSH SHKODRA	Local	RTSH	National
18	RTSH GIROKASTRA	Local	RTSH	National
19	RTSH KORCA	Local	RTSH	National
20	KLAN HD	National	TV KLAN	National
21	ABC NEWS	Regional	TV KLAN	National
22	KLAN NEWS	National	TV KLAN	National
23	KLAN +	National	TV KLAN	National
24	SYRI TV	Regional	TV KLAN	National
25	TV SCAN	Regional	TV KLAN	National
26	EURONEWS ALBANIA	Regional	TV KLAN	National
27	KLAN MUSIC	National	TV KLAN	National
28	KLAN MAQEDONIA	National	TV KLAN	National
29	A2 CNN	Regional	TV KLAN	National
30	MCN TV	Regional	TV KLAN	National
31	VIZION +	National	TV VIZION +	National
32	FAX NEWS	Regional	TV VIZION +	National
33	TV KUKESI	Local	RTSH	National
34	VIZION +	National	TV VIZION +	National
35	MCN 24	Regional	TV KLAN	National

SHKODRA COUNTY				
PROGRAM		Licence	Digital audio-visual service network where it is carried	Actual coverage with signal
1	RTSH 1 HD	National	RTSH	National
2	RTSH 2 HD	National	RTSH	National
3	RTSH 3 HD	National	RTSH	National
4	RTSH SPORT HD	National	RTSH	National
5	RTSH FILM	National	RTSH	National
6	RTSH SHQIP	National	RTSH	National
7	RTSH MUZIK	National	RTSH	National
8	RTSH KUVEND	National	RTSH	National
9	RTK	National	RTSH	National
10	RTSH 24 HD	National	RTSH	National
11	RTSH PLUS	National	RTSH	National
12	RTSH FEMIJE	National	RTSH	National
13	RTSH SHKOLLE	National	RTSH	National
14	RTSH AGRO	National	RTSH	National
15	RTSH GJIROKASTRA	Local	RTSH	National
16	RTSH KORCA	Local	RTSH	National
17	REPORT TV	Regional	RTSH	Regional
18	RTSH KUKESI	Local	RTSH	National
19	TV KOPLIKU	Local	RTSH	Local
20	TV BLYSKY	Local	RTSH	Local
21	TV 1 CHANNEL	Local	RTSH	Local
22	TV ROZAFI	Regional	RTSH	Regional
23	RTSH	Local	RTSH	National

	SHKODRA			
24	TV STAR +	Local	RTSH	Local
25	KLAN HD	National	TV KLAN	National
26	ABC NEWS	Regional	TV KLAN	National
27	KLAN NEWS	National	TV KLAN	National
28	KLAN +	National	TV KLAN	National
29	SYRI TV	Regional	TV KLAN	National
30	TV SCAN	Regional	TV KLAN	National
31	EURONEWS ALBANIA	Regional	TV KLAN	National
32	KLAN MUSIC	National	TV KLAN	National
33	KLAN MAQEDONIA	National	TV KLAN	National
34	A2 CNN	Regional	TV KLAN	National
35	MCN TV	Regional	TV KLAN	National
36	TOP CHANNEL	National	TOP CHANNEL	National
37	VIZION +	National	TV VIZION +	National
38	ORA NEWS	Regional	DIGITALB	National
39	RTV ORA	Regional	DIGITALB	National
40	FAX NEWS	Regional	TV VIZION +	National
41	NEWS 24	Regional	DIGITALB MUX 4	National
42	MCN 24	Regional	TV KLAN	National

GJIROKASTRA COUNTY				
PROGRAM		Licence	Digital audio-visual service network where it is carried	Actual coverage with signal
1	RTSH 1 HD	National	RTSH	National
2	RTSH 2 HD	National	RTSH	National
3	RTSH 3 HD	National	RTSH	National
4	RTSH SPORT HD	National	RTSH	National
5	RTSH FILM	National	RTSH	National
6	RTSH SHQIP	National	RTSH	National
7	RTSH MUZIK	National	RTSH	National
8	RTSH KUVEND	National	RTSH	National
9	RTK	National	RTSH	National
10	RTSH 24 HD	National	RTSH	National
11	RTSH PLUS	National	RTSH	National
12	RTSH FEMIJE	National	RTSH	National
13	RTSH SHKOLLE	National	RTSH	National
14	RTSH AGRO	National	RTSH	National
15	TV ALPO	Local	RTSH	Local
16	REPORT TV	Regional	RTSH	Regional
17	RTV KORCA	Local	RTSH	National
18	RTV GJIROKASTRA	Local	RTSH	National
19	TV CHANNEL 7	Local	RTSH	Local
20	RTSH KUKESI	Local	RTSH	National
21	RTSH SHKODRA	Local	RTSH	National
22	KLAN HD	National	TV KLAN	National
23	ABC NEWS	Regional	TV KLAN	National
24	KLAN NEWS	National	TV KLAN	National

25	KLAN +	National	TV KLAN	National
26	SYRI TV	Regional	TV KLAN	National
27	TV SCAN	Regional	TV KLAN	National
28	EURONEWS ALBANIA	Regional	TV KLAN	National
29	KLAN MUSIC	National	TV KLAN	National
30	KLAN MAQEDONIA	National	TV KLAN	National
31	A2 CNN	Regional	TV KLAN	National
32	MCN TV	Regional	TV KLAN	National
33	TOP CHANNEL	National	TOP CHANNEL	National
34	VIZION +	National	TV VIZION +	National
35	ORA NEWS	Regional	DIGITALB	National
36	RTV ORA	Regional	DIGITALB	National
37	FAX NEWS	Regional	TV VIZION +	National
38	NEWS 24	Regional	DIGITALB MUX 4	National
39	MCN 24	Regional	TV KLAN	National

LEZHA COUNTY

PROGRAM		Licence	Digital audio-visual service network where it is carried	Actual coverage with signal
1	RTSH 1 HD	National	RTSH	National
2	RTSH 2 HD	National	RTSH	National
3	RTSH 3 HD	National	RTSH	National
4	RTSH SPORT HD	National	RTSH	National
5	RTSH FILM	National	RTSH	National
6	RTSH SHQIP	National	RTSH	National
7	RTSH MUZIK	National	RTSH	National
8	RTSH KUVEND	National	RTSH	National
9	RTK	National	RTSH	National
10	RTSH 24 HD	National	RTSH	National
11	RTSH PLUS	National	RTSH	National
12	RTSH FEMIJE	National	RTSH	National
13	RTSH SHKOLLE	National	RTSH	National
14	RTSH AGRO	National	RTSH	National
15	REPORT TV	Regional	RTSH	Regional
16	RTSH KUKESI	Local	RTSH	National
17	RTSH KORCA	Local	RTSH	National
18	RTSH GJIROKASTRA	Local	RTSH	National
19	RTSH SHKODRA	Local	RTSH	National
20	TV STAR +	Regional	RTSH	Regional
21	KLAN HD	National	TV KLAN	National
22	ABC NEWS	Regional	TV KLAN	National
23	KLAN NEWS	National	TV KLAN	National
24	KLAN +	National	TV KLAN	National
25	SYRI TV	Regional	TV KLAN	National
26	TV SCAN			
27	EURONEWS	Regional	TV KLAN	National

	ALBANIA			
28	KLAN MUSIC	National	TV KLAN	National
29	KLAN MAQEDONIA	National	TV KLAN	National
30	A2 CNN	Regional	TV KLAN	National
31	MCN TV	Regional	TV KLAN	National
32	TOP CHANNEL	National	TOP CHANNEL	National
33	VIZION +	National	TV VIZION +	National
34	ORA NEWS	Regional	DIGJITALB	National
35	RTV ORA	Regional	DIGJITALB	National
36	FAX NEWS	Regional	TV VIZION +	National
37	NEWS 24	Regional	DIGJITALB MUX 4	National
38	TV KUKESI	Regional	RTSH	Regional
39	MCN 24	Regional	TV KLAN	National

PESHKOPI COUNTY				
PROGRAM		Licence	Digital audio-visual service network where it is carried	Actual coverage with signal
1	RTSH 1 HD	National	RTSH	National
2	RTSH 2 HD	National	RTSH	National
3	RTSH 3 HD	National	RTSH	National
4	RTSH SPORT HD	National	RTSH	National
5	RTSH FILM	National	RTSH	National
6	RTSH SHQIP	National	RTSH	National
7	RTSH MUZIK	National	RTSH	National
8	RTSH KUVEND	National	RTSH	National
9	RTK	National	RTSH	National
10	RTSH 24 HD	National	RTSH	National
11	RTSH PLUS	National	RTSH	National
12	RTSH FEMIJE	National	RTSH	National
13	RTSH SHKOLLE	National	RTSH	National
14	RTSH AGRO	National	RTSH	National
15	RTSH KUKESI	Local	RTSH	National
16	RTSH GJIROKASTRA	Local	RTSH	National
17	RTSH KORCA	Local	RTSH	National
18	RTSH SHKODRA	Local	RTSH	National
19	REPORT TV	Regional	RTSH	National
20	TV MATI	Local	RTSH	Local
21	KLAN HD	National	TV KLAN	National
22	ABC NEWS	Regional	TV KLAN	National
23	KLAN NEWS	National	TV KLAN	National
24	KLAN+	National	TV KLAN	National
25	SYRI TV	Regional	TV KLAN	National
26	TV SCAN	Regional	TV KLAN	National
27	EURONEWS ALBANIA	Regional	TV KLAN	National
28	KLAN MUSIC	National	TV KLAN	National
29	KLAN MAQEDONIA	National	TV KLAN	National
30	A2 CNN	Regional	TV KLAN	National

31	MCN TV	Regional	TV KLAN	National
32	TOP CHANNEL	National	TOP CHANNEL	National
33	ORA NEWS	Regional	DIGJITALB	National
34	RTV ORA	Regional	DIGJITALB	National
35	NEWS 24	Regional	DIGJITALB MUX 4	National
36	MCN 24	Regional	TV KLAN	National

9. Digitalization at AMA

9.1 Digitalization of the Archive

By the end of 2023, the Audiovisual Media Authority (AMA) continued the implementation of a system for the digital archiving of files and documents stored in the institution's archive. In accordance with Decision No. 710, dated 21.8.2013, AMA has been working on establishing a dedicated system for digitalizing the archive, which facilitates the exchange of information between the institution, citizens, and the public administration. AMA is committed to providing the essential information and communication technology (ICT) infrastructure to ensure the continuity of work and the preservation of information, with the goal of enabling uninterrupted service and preventing accidental data loss or destruction. In this system, the existing data held by the institution in digital format, including the digitized documents, must be migrated.

9.2 Accessibility of Websites for Persons with Disabilities

In line with the National Plan for Persons with Disabilities, approved by Decision No. 276, dated 12.05.2021, AMA has taken necessary measures to remove barriers for persons with disabilities in accessing websites.

These measures are related to improvements in the legal framework, including the development/adaptation of accessibility standards to ensure that persons with disabilities have equal access to public sector websites, services, applications, and their content.

Furthermore, AMA aims to produce audio versions of key laws and regulations, so they can be published on the web and accessed by persons with disabilities.

10. The number of the population, divided by counties, municipalities, and administrative units.¹

The following table shows the population number in the Republic of Albania, divided into administrative units for each municipality and county.

County	Municipality	Administrative Unit	POPULATION
Berat	Municipality of Berat	Administrative Unit Berat R1	21.768

¹ The data is sourced from the Ministry of the Interior, 2023.

Berat	Municipality of Berat	Administrative Unit Berat R2	21.345
Berat	Municipality of Berat	Administrative Unit Berat R3	20.325
Berat	Municipality of Dimal	Administrative Unit of Ura Vajgurore	11.712
Berat	Municipality of Dimal	Administrative Unit of Kutalli	13.947
Berat	Municipality of Kuçovë	Administrative Unit of Lumas	6.943
Berat	Municipality of Berat	Administrative Unit of Otlak	15.570
Berat	Municipality of Dimal	Administrative Unit of Poshnje	10.547
Berat	Municipality of Berat	Administrative Unit of Roshnik	3.574
Berat	Municipality of Berat	Administrative Unit of Sinje	5.201
Berat	Municipality of Poliçan	Administrative Unit of Terpan	1.967
Berat	Municipality of Berat	Administrative Unit of Velabisht	11.950
Berat	Municipality of Poliçan	Administrative Unit of Vertop	6.767
Berat	Municipality of Dimal	Administrative Unit of Cukalat	4.154
Berat	Municipality of Kuçovë	Administrative Unit of Kuçovë	28.388
Berat	Municipality of Kuçovë	Administrative Unit of Kozare	8.499
Berat	Municipality of Kuçovë	Administrative Unit of Perondi	11.394
Berat	Municipality of Skrapar	Administrative Unit of Çorovodë	5.330
Berat	Municipality of Poliçan	Administrative Unit of Poliçan	7.100
Berat	Municipality of Skrapar	Administrative Unit of Bogovë, Administrative Unit of Vendresh	2.608
Berat	Municipality of Skrapar	Administrative Unit of Capan	806
Berat	Municipality of Skrapar	Administrative Unit of Gjerbes, Administrative Unit of Zhepë	1.843
Berat	Municipality of Skrapar	Administrative Unit of Potom	969
Berat	Municipality of Skrapar	Administrative Unit of Skrapar Centre, Administrative Unit of Leshnjë	4.320
		Total for the Municipality of Berat	227.027
Dibër	Municipality of Dibër	Administrative Unit of Peshkopi	18.782
Dibër	Municipality of Dibër	Administrative Unit of Arras	3.188
Dibër	Municipality of Dibër	Administrative Unit of Fushë Cidhen	3.366
Dibër	Municipality of Dibër	Administrative Unit of Fushë Muhur	3.113
Dibër	Municipality of Dibër	Administrative Unit of Kala e Dodës	

			2.119
Dibër	Municipality of Dibër	Administrative Unit of Kastriot	7.491
Dibër	Municipality of Dibër	Administrative Unit of Lurë	1.030
Dibër	Municipality of Dibër	Administrative Unit of Luzni	2.874
Dibër	Municipality of Dibër	Administrative Unit of Maqellare	14.506
Dibër	Municipality of Dibër	Administrative Unit of Melan	4.354
Dibër	Municipality of Dibër	Administrative Unit of Tomin	8.478
Dibër	Municipality of Dibër	Administrative Unit of Selishtë	1.472
Dibër	Municipality of Dibër	Administrative Unit of Sllove	2.657
Dibër	Municipality of Dibër	Administrative Unit of Zall Dardhë, Administrative Unit of Zall Rec	1.881
Dibër	Municipality of Mat	Administrative Unit of Burrel	16.455
Dibër	Municipality of Klos	Administrative Unit of Klos	9.990
Dibër	Municipality of Mat	Administrative Unit of Derjan, Administrative Unit of Macukull	2.704
Dibër	Municipality of Klos	Administrative Unit of Gurre	3.869
Dibër	Municipality of Mat	Administrative Unit of Baz	2.929
Dibër	Municipality of Mat	Administrative Unit of Komsj	4.860
Dibër	Municipality of Mat	Administrative Unit of Lis	4.497
Dibër	Municipality of Mat	Administrative Unit of Rukaj	3.055
Dibër	Municipality of Klos	Administrative Unit of Suç	3.269
Dibër	Municipality of Mat	Administrative Unit of Ulëz	1.685
Dibër	Municipality of Klos	Administrative Unit of Xibër	2.744
Dibër	Municipality of Bulqizë	Administrative Unit of Bulqizë	11.751
Dibër	Municipality of Bulqizë	Administrative Unit of Gjoricë	5.513
Dibër	Municipality of Bulqizë	Administrative Unit of Martanesh	2.019
Dibër	Municipality of Bulqizë	Administrative Unit of Ostren, Administrative Unit of Klenjë	4.291
Dibër	Municipality of Bulqizë	Administrative Unit of Shupenzë	7.021
Dibër	Municipality of Bulqizë	Administrative Unit of Zerqan	4.844
Dibër	Municipality of Bulqizë	Administrative Unit of Fushë Bulqizë	4.110
		Total for Dibra County	170.917

Durrës	Municipality of Durrës	Administrative Unit of Durrës R1	28.967
Durrës	Municipality of Durrës	Administrative Unit of Durrës R2	29.566
Durrës	Municipality of Durrës	Administrative Unit of Durrës R3	27.519
Durrës	Municipality of Durrës	Administrative Unit of Durrës R4	59.418
Durrës	Municipality of Durrës	Administrative Unit of Durrës R5	88.014
Durrës	Municipality of Durrës	Administrative Unit of Manëz	12.654
Durrës	Municipality of Durrës	Administrative Unit of Sukth	31.100
Durrës	Municipality of Shijak	Administrative Unit of Shijak	13.990
Durrës	Municipality of Shijak	Administrative Unit of Gjepalaj	5.989
Durrës	Municipality of Durrës	Administrative Unit of Ishem	9.548
Durrës	Municipality of Durrës	Administrative Unit of Katund i ri	16.946
Durrës	Municipality of Shijak	Administrative Unit of Maminas	8.171
Durrës	Municipality of Durrës	Administrative Unit of Rashbull	37.406
Durrës	Municipality of Shijak	Administrative Unit of Xhafzotaj	20.389
Durrës	Municipality of Krujë	Administrative Unit of Krujë	15.971
Durrës	Municipality of Krujë	Administrative Unit of Fushë Krujë	28.372
Durrës	Municipality of Krujë	Administrative Unit of Bubq	9.051
Durrës	Municipality of Krujë	Administrative Unit of Cudhi	2.910
Durrës	Municipality of Krujë	Administrative Unit of Kodër Thumanë	17.431
Durrës	Municipality of Krujë	Administrative Unit of Nikel	11.624
		Total for Durrës County	475.036
Elbasan	Municipality of Elbasan	Administrative Unit of Elbasan R1	23.569
Elbasan	Municipality of Elbasan	Administrative Unit of Elbasan R2	23.367
Elbasan	Municipality of Elbasan	Administrative Unit of Elbasan R3	28.534
Elbasan	Municipality of Elbasan	Administrative Unit of Elbasan R4	22.306
Elbasan	Municipality of Elbasan	Administrative Unit of Elbasan R5	35.770
Elbasan	Municipality of Cërrik	Administrative Unit of Cërrik	14.728
Elbasan	Municipality of Belsh	Administrative Unit of Belsh, Administrative Unit of Rrase	18.424
Elbasan	Municipality of Elbasan	Administrative Unit of Bradashesh, Administrative Unit of Gracen	16.134

Elbasan	Municipality of Belsh	Administrative Unit of Fierze	4.021
Elbasan	Municipality of Elbasan	Administrative Unit of Funarë	2.718
Elbasan	Municipality of Cërrik	Administrative Unit of Gostime	13.633
Elbasan	Municipality of Belsh	Administrative Unit of Grekan	5.172
Elbasan	Municipality of Elbasan	Administrative Unit of Gjinar, Administrative Unit of Zavalin	6.086
Elbasan	Municipality of Elbasan	Administrative Unit of Gjergjan	8.324
Elbasan	Municipality of Belsh	Administrative Unit of Kajan	6.899
Elbasan	Municipality of Cërrik	Administrative Unit of Klos	4.672
Elbasan	Municipality of Elbasan	Administrative Unit of Labinot Mountain	5.666
Elbasan	Municipality of Elbasan	Administrative Unit of Labinot Valley	7.202
Elbasan	Municipality of Cërrik	Administrative Unit of Mollas	8.082
Elbasan	Municipality of Elbasan	Administrative Unit of Paper	9.508
Elbasan	Municipality of Cërrik	Administrative Unit of Shalës	7.474
Elbasan	Municipality of Elbasan	Administrative Unit of Shirgjan	11.077
Elbasan	Municipality of Elbasan	Administrative Unit of Shushice	11.852
Elbasan	Municipality of Elbasan	Administrative Unit of Tregan	4.656
Elbasan	Municipality of Gramsh	Administrative Unit of Gramsh, Administrative Unit of Skënderbegas, Administrative Unit of Kushove	15.979
Elbasan	Municipality of Gramsh	Administrative Unit of Kodovjat, Administrative Unit of Lenie	4.012
Elbasan	Municipality of Gramsh	Administrative Unit of Kukur	2.673
Elbasan	Municipality of Gramsh	Administrative Unit of Pishaj, Administrative Unit of Sult, Administrative Unit of Porocan	9.541
Elbasan	Municipality of Gramsh	Administrative Unit of Tunje	1.956
Elbasan	Municipality of Peqin	Administrative Unit of Peqin, Administrative Unit of Karine	11.200
Elbasan	Municipality of Peqin	Administrative Unit of Gjocaj	7.962
Elbasan	Municipality of Peqin	Administrative Unit of Pajove	9.516
Elbasan	Municipality of Peqin	Administrative Unit of Përparim	5.722
Elbasan	Municipality of Peqin	Administrative Unit of Shezë	5.967
Elbasan	Municipality of Librazhd	Administrative Unit of Librazhd, Administrative Unit of Steblevë	11.971
Elbasan	Municipality of Prrenjas	Administrative Unit of Prrenjas	

			8.821
Elbasan	Municipality of Librazhd	Administrative Unit of Hotolisht	7.006
Elbasan	Municipality of Librazhd	Administrative Unit of Lunik	3.393
Elbasan	Municipality of Librazhd	Administrative Unit of Orenje	4.469
Elbasan	Municipality of Librazhd	Administrative Unit of Polis	5.156
Elbasan	Municipality of Librazhd	Administrative Unit of Librazhd Centre	11.065
Elbasan	Municipality of Prrenjas	Administrative Unit of Qukës	10.535
Elbasan	Municipality of Prrenjas	Administrative Unit of Rajce	11.154
Elbasan	Municipality of Prrenjas	Administrative Unit of Stravaj	2.795
		Total for Elbasan County	450.767
Fier	Municipality of Fier	Administrative Unit of Fier R1	20.426
Fier	Municipality of Fier	Administrative Unit of Fier R2	26.373
Fier	Municipality of Fier	Administrative Unit of Fier R3	25.282
Fier	Municipality of Fier	Administrative Unit of Fier R4	24.214
Fier	Municipality of Patos	Administrative Unit of Patos	29.980
Fier	Municipality of Roskovec	Administrative Unit of Roskovec	9.247
Fier	Municipality of Fier	Administrative Unit of Cakran	16.870
Fier	Municipality of Fier	Administrative Unit of Dermenas	13.308
Fier	Municipality of Fier	Administrative Unit of Frakull	10.996
Fier	Municipality of Roskovec	Administrative Unit of Kuman	8.563
Fier	Municipality of Roskovec	Administrative Unit of Kurjan	5.338
Fier	Municipality of Fier	Administrative Unit of Libofshë	10.245
Fier	Municipality of Fier	Administrative Unit of Levan	18.227
Fier	Municipality of Fier	Administrative Unit of Mbrostar	10.888
Fier	Municipality of Fier	Administrative Unit of Portëz	11.833
Fier	Municipality of Fier	Administrative Unit of Fier Centre	12.912
Fier	Municipality of Patos	Administrative Unit of Ruzhdie	3.220
Fier	Municipality of Roskovec	Administrative Unit of Strum	9.758
Fier	Municipality of Fier	Administrative Unit of Topojë	7.621
Fier	Municipality of Patos	Administrative Unit of Zharrëz	8.751

Fier	Municipality of Lushnje	Administrative Unit of Lushnje R1	28.476
Fier	Municipality of Lushnje	Administrative Unit of Lushnje R2	27.328
Fier	Municipality of Divjakë	Administrative Unit of Divjakë	14.860
Fier	Municipality of Lushnje	Administrative Unit of Allkaj	6.487
Fier	Municipality of Lushnje	Administrative Unit of Ballagat	4.024
Fier	Municipality of Lushnje	Administrative Unit of Bubullimë	7.148
Fier	Municipality of Lushnje	Administrative Unit of Dushk	12.584
Fier	Municipality of Lushnje	Administrative Unit of Fier Shegan	10.037
Fier	Municipality of Lushnje	Administrative Unit of Golem	7.936
Fier	Municipality of Divjakë	Administrative Unit of Grabian	6.404
Fier	Municipality of Divjakë	Administrative Unit of Gradisht	11.014
Fier	Municipality of Lushnje	Administrative Unit of Hysgjokaj	3.716
Fier	Municipality of Lushnje	Administrative Unit of Karbunarë	5.667
Fier	Municipality of Lushnje	Administrative Unit of Kolonjë	8.324
Fier	Municipality of Lushnje	Administrative Unit of Krutje	10.286
Fier	Municipality of Divjakë	Administrative Unit of Remas	6.779
Fier	Municipality of Divjakë	Administrative Unit of Tërbuf	17.146
Fier	Municipality of Mallakastër	Administrative Unit of Ballsh	11.362
Fier	Municipality of Mallakastër	Administrative Unit of Aranitas, Administrative Unit of Ngracan	3.813
Fier	Municipality of Mallakastër	Administrative Unit of Fratar, Administrative Unit of Selitë	6.098
Fier	Municipality of Mallakastër	Administrative Unit of Greshicë	1.807
Fier	Municipality of Mallakastër	Administrative Unit of Hekal	4.646
Fier	Municipality of Mallakastër	Administrative Unit of Kute	2.963
Fier	Municipality of Mallakastër	Administrative Unit of Mallakastër Centre	8.449
		Total for Fier County	511.406
Gjirokastrë	Municipality of Gjirokastrë	Administrative Unit of Gjirokastrë	33.363
Gjirokastrë	Municipality of Libohovë	Administrative Unit of Libohovë, Administrative Unit of Gjirokastrë Centre, Administrative Unit of Zagori	6.941

Gjirokastrë	Municipality of Gjirokastrë	Administrative Unit of Cepo, Administrative Unit of Picar	5.984
Gjirokastrë	Municipality of Dropull	Administrative Unit of Dropull South.	9.160
Gjirokastrë	Municipality of Dropull	Administrative Unit of Dropull North	10.097
Gjirokastrë	Municipality of Gjirokastrë	Administrative Unit of Lazarat	3.415
Gjirokastrë	Municipality of Gjirokastrë	Administrative Unit of Lunxheri, Administrative Unit of Odrie, Administrative Unit of Antigona	8.498
Gjirokastrë	Municipality of Dropull	Administrative Unit of Pogon	2.984
Gjirokastrë	Municipality of Tepelenë	Administrative Unit of Tepelenë	7.495
Gjirokastrë	Municipality of Memaliaj	Administrative Unit of Memaliaj	6.123
Gjirokastrë	Municipality of Memaliaj	Administrative Unit of F. Memaliaj	2.537
Gjirokastrë	Municipality of Memaliaj	Administrative Unit of Krahës, Administrative Unit of Qesarat	5.954
Gjirokastrë	Municipality of Memaliaj	Administrative Unit of Luftinjë, Administrative Unit of Buz	4.165
Gjirokastrë	Municipality of Tepelenë	Administrative Unit of Tepelena Centre, Administrative Unit of Kurvelesh, Administrative Unit of Lopes	7.746
Gjirokastrë	Municipality of Përmet	Administrative Unit of Përmet	9.523
Gjirokastrë	Municipality of Këlcyrë	Administrative Unit of Këlcyrë	4.857
Gjirokastrë	Municipality of Këlcyrë	Administrative Unit of Ballaban	1.812
Gjirokastrë	Municipality of Përmet	Administrative Unit of Çarçove	2.715
Gjirokastrë	Municipality of Përmet	Administrative Unit of Petran	2.974
Gjirokastrë	Municipality of Përmet	Administrative Unit of Përmet Centre, Administrative Unit of Frashër	3.476
Gjirokastrë	Municipality of Këlcyrë	Administrative Unit of Suke	2.358
Gjirokastrë	Municipality of Këlcyrë	Administrative Unit of Dishnicë	2.223
		Total for Gjirokastra County	144.400
Korçë	Municipality of Korçë	Administrative Unit of Korçë	87.890
Korçë	Municipality of Maliq	Administrative Unit of Maliq	7.641
Korçë	Municipality of Korçë	Administrative Unit of Drenovë	10.124
Korçë	Municipality of Maliq	Administrative Unit of Gore	3.346
Korçë	Municipality of Maliq	Administrative Unit of Libonik	13.662
Korçë	Municipality of Pustec	Administrative Unit of Pustec	5.107

Korçë	Municipality of Korçë	Administrative Unit of Mollaj, Administrative Unit of Vithkuq	8.459
Korçë	Municipality of Maliq	Administrative Unit of Pirq	9.994
Korçë	Municipality of Maliq	Administrative Unit of Pojan	16.693
Korçë	Municipality of Korçë	Administrative Unit of Korçë Centre	13.962
Korçë	Municipality of Korçë	Administrative Unit of Voskop	5.711
Korçë	Municipality of Korçë	Administrative Unit of Voskopojë, Administrative Unit of Moglicë, Administrative Unit of Lekas	2.978
Korçë	Municipality of Maliq	Administrative Unit of Vreshtas	10.473
Korçë	Municipality of Kolonjë	Administrative Unit of Ersekë, Administrative Unit of Barmash	6.865
Korçë	Municipality of Kolonjë	Administrative Unit of Leskovik, Administrative Unit of Leskovik	2.934
Korçë	Municipality of Kolonjë	Administrative Unit of Mollas, Administrative Unit of Çlirim	3.643
Korçë	Municipality of Kolonjë	Administrative Unit of Ersekë Centre, Administrative Unit of Novoselë	4.277
Korçë	Municipality of Pogradec	Administrative Unit of Pogradec	39.436
Korçë	Municipality of Pogradec	Administrative Unit of Bucimas	20.106
Korçë	Municipality of Pogradec	Administrative Unit of Cerravë	9.490
Korçë	Municipality of Pogradec	Administrative Unit of Dardhas	3.438
Korçë	Municipality of Pogradec	Administrative Unit of Udenisht	7.757
Korçë	Municipality of Pogradec	Administrative Unit of Proptisht	5.857
Korçë	Municipality of Pogradec	Administrative Unit of Trebinje	2.971
Korçë	Municipality of Pogradec	Administrative Unit of Velcan	2.928
Korçë	Municipality of Devoll	Administrative Unit of Bilisht	10.476
Korçë	Municipality of Devoll	Administrative Unit of Bilisht Centre	8.489
Korçë	Municipality of Devoll	Administrative Unit of Miras	9.557
Korçë	Municipality of Devoll	Administrative Unit of Hoçisht	6.634
Korçë	Municipality of Devoll	Administrative Unit of Progër	5.774
		Total for Korça County	346.672
Kukës	Municipality of Kukës	Administrative Unit of Kukës, Administrative Unit of Kolsh	26.513
Kukës	Municipality of Kukës	Administrative Unit of Bicaçaj, Administrative Unit of Ujmisht	8.390

Kukës	Municipality of Kukës	Administrative Unit of Bushtricë, Administrative Unit of Grykë Caje, Administrative Unit of Kalis	3.762
Kukës	Municipality of Kukës	Administrative Unit of Malzi	3.398
Kukës	Municipality of Kukës	Administrative Unit of Tërthore	3.749
Kukës	Municipality of Kukës	Administrative Unit of Shtigen	3.875
Kukës	Municipality of Kukës	Administrative Unit of Zapod	2.598
Kukës	Municipality of Kukës	Administrative Unit of Shishtavec	4.707
Kukës	Municipality of Kukës	Administrative Unit of Topojan	1.937
Kukës	Municipality of Kukës	Administrative Unit of Surroj, Administrative Unit of Arren	2.146
Kukës	Municipality of Has	Administrative Unit of Krumë, Administrative Unit of Gjinaj	9.798
Kukës	Municipality of Has	Administrative Unit of Golaj	8.425
Kukës	Municipality of Has	Administrative Unit of Fajzë	4.511
Kukës	Municipality of Tropojë	Administrative Unit of B. Curri	8.093
Kukës	Municipality of Tropojë	Administrative Unit of Bujan	2.837
Kukës	Municipality of Tropojë	Administrative Unit of Bytyc	2.167
Kukës	Municipality of Tropojë	Administrative Unit of Fierzë	2.406
Kukës	Municipality of Tropojë	Administrative Unit of Lekbibaj	1.579
Kukës	Municipality of Tropojë	Administrative Unit of Llugaj	2.255
Kukës	Municipality of Tropojë	Administrative Unit of Margegaj	3.248
Kukës	Municipality of Tropojë	Administrative Unit of Tropojë	5.759
		Total for Kukës County	112.153
Lezhë	Municipality of Lezhë	Administrative Unit of Lezhë	33.422
Lezhë	Municipality of Lezhë	Administrative Unit of Balldre	11.053
Lezhë	Municipality of Lezhë	Administrative Unit of Blinisht	5.863
Lezhë	Municipality of Lezhë	Administrative Unit of Dajç	7.645
Lezhë	Municipality of Lezhë	Administrative Unit of Kallmet	7.462
Lezhë	Municipality of Lezhë	Administrative Unit of Kolsh	8.053
Lezhë	Municipality of Lezhë	Administrative Unit of Shëngjin	13.972
Lezhë	Municipality of Lezhë	Administrative Unit of Ungrej	2.552
Lezhë	Municipality of Lezhë	Administrative Unit of Shënkoll	

			17.910
Lezhë	Municipality of Lezhë	Administrative Unit of Zejmen	9.403
Lezhë	Municipality of Mirditë	Administrative Unit of Rrëshen, Administrative Unit of Kaçinar	15.504
Lezhë	Municipality of Mirditë	Administrative Unit of Rubik	7.717
Lezhë	Municipality of Mirditë	Administrative Unit of Fan	4.098
Lezhë	Municipality of Mirditë	Administrative Unit of Kthellë, Administrative Unit of Selitë	4.627
Lezhë	Municipality of Mirditë	Administrative Unit of Orosh	2.866
Lezhë	Municipality of Kurbin	Administrative Unit of Laç	29.557
Lezhë	Municipality of Kurbin	Administrative Unit of Mamurras	24.131
Lezhë	Municipality of Kurbin	Administrative Unit of Fushë Kuqe	9.380
Lezhë	Municipality of Kurbin	Administrative Unit of Milot	12.484
		Total for Lezha County	227.699
Shkodër	Municipality of Shkodër	Administrative Unit of Shkodër	116.695
Shkodër	Municipality of Vau-Dejës	Administrative Unit of Vau Dejes, Administrative Unit of Temal	15.760
Shkodër	Municipality of Shkodër	Administrative Unit of Ana Malit	6.154
Shkodër	Municipality of Vau-Dejës	Administrative Unit of Bushat	25.587
Shkodër	Municipality of Shkodër	Administrative Unit of Berdicë	10.226
Shkodër	Municipality of Shkodër	Administrative Unit of Dajç	9.153
Shkodër	Municipality of Shkodër	Administrative Unit of Gur i zi	12.282
Shkodër	Municipality of Vau-Dejës	Administrative Unit of Hajmel, Administrative Unit of Vig Mnele	9.141
Shkodër	Municipality of Shkodër	Administrative Unit of Postribë	11.844
Shkodër	Municipality of Shkodër	Administrative Unit of Pult	2.963
Shkodër	Municipality of Shkodër	Administrative Unit of Rrethinat	29.179
Shkodër	Municipality of Shkodër	Administrative Unit of Shalë, Administrative Unit of Shosh	4.850
Shkodër	Municipality of Shkodër	Administrative Unit of Velipojë	10.084
Shkodër	Municipality of Vau-Dejës	Administrative Unit of Shllak	1.984
Shkodër	Municipality of Pukë	Administrative Unit of Pukë, Administrative Unit of Rrapë	8.373

Shkodër	Municipality of Fushë-Arrëz	Administrative Unit of Fushë Arrëz, Administrative Unit of Qafë Mali, Administrative Unit of Blerim	7.679
Shkodër	Municipality of Fushë-Arrëz	Administrative Unit of Iballë	1.507
Shkodër	Municipality of Fushë-Arrëz	Administrative Unit of Fierzë	1.768
Shkodër	Municipality of Pukë	Administrative Unit of Gjegjan	3.524
Shkodër	Municipality of Pukë	Administrative Unit of Qerret, Administrative Unit of Qelëz	2.573
Shkodër	Municipality of Malësi e Madhe	Administrative Unit of Koplik	8.869
Shkodër	Municipality of Malësi e Madhe	Administrative Unit of Gruemirë	15.131
Shkodër	Municipality of Malësi e Madhe	Administrative Unit of Kastrot	12.679
Shkodër	Municipality of Malësi e Madhe	Administrative Unit of Kelmend	5.956
Shkodër	Municipality of Malësi e Madhe	Administrative Unit of Malësi e Madhe, Center	7.363
Shkodër	Municipality of Malësi e Madhe	Administrative Unit of Shkrel	6.014
		Total for Shkodra County	347.338
Tiranë	Municipality of Tiranë	Administrative Unit no. 1	52.117
Tiranë	Municipality of Tiranë	Administrative Unit no. 2	85.466
Tiranë	Municipality of Tiranë	Administrative Unit no. 3	46.689
Tiranë	Municipality of Tiranë	Administrative Unit no. 4	66.579
Tiranë	Municipality of Tiranë	Administrative Unit no. 5	89.563
Tiranë	Municipality of Tiranë	Administrative Unit no. 6	70.858
Tiranë	Municipality of Tiranë	Administrative Unit no. 7	79.772
Tiranë	Municipality of Tiranë	Administrative Unit no. 8	41.987
Tiranë	Municipality of Tiranë	Administrative Unit no. 9	66.776
Tiranë	Municipality of Tiranë	Administrative Unit no. 10	27.692
Tiranë	Municipality of Tiranë	Administrative Unit no. 11	65.622
Tiranë	Municipality of Kamëz	Administrative Unit of Kamëz	96.806
Tiranë	Municipality of Vorë	Administrative Unit of Vorë	21.518
Tiranë	Municipality of Tiranë	Administrative Unit of Baldushk	5.377
Tiranë	Municipality of Tiranë	Administrative Unit of Bërzhitë	5.995
Tiranë	Municipality of Vorë	Administrative Unit of Bërxull	11.924

Tiranë	Municipality of Tiranë	Administrative Unit of Dajt	30.840
Tiranë	Municipality of Tiranë	Administrative Unit of Farkë	28.367
Tiranë	Municipality of Tiranë	Administrative Unit of Kashar	65.976
Tiranë	Municipality of Tiranë	Administrative Unit of Ndroq	9.467
Tiranë	Municipality of Kamëz	Administrative Unit of Paskuqan	51.121
Tiranë	Municipality of Tiranë	Administrative Unit of Petrelë	6.992
Tiranë	Municipality of Tiranë	Administrative Unit of Pezë	6.632
Tiranë	Municipality of Vorë	Administrative Unit of Prezë	7.250
Tiranë	Municipality of Tiranë	Administrative Unit of Shengjergj	2.465
Tiranë	Municipality of Tiranë	Administrative Unit of Vaqarr	10.779
Tiranë	Municipality of Tiranë	Administrative Unit of Zall Bastar	5.105
Tiranë	Municipality of Tiranë	Administrative Unit of Zall Herr	12.887
Tiranë	Municipality of Tiranë	Administrative Unit of Krrabë	3.009
Tiranë	Municipality of Kavajë	Administrative Unit of Kavajë	42.161
Tiranë	Municipality of Rrogozhinë	Administrative Unit of Rrogozhinë, Administrative Unit of Sinaballaj	14.383
Tiranë	Municipality of Kavajë	Administrative Unit of Golem	14.689
Tiranë	Municipality of Rrogozhinë	Administrative Unit of Gose	9.200
Tiranë	Municipality of Kavajë	Administrative Unit of Helmes	5.666
Tiranë	Municipality of Rrogozhinë	Administrative Unit of Kryevindh	9.857
Tiranë	Municipality of Rrogozhinë	Administrative Unit of Lekaj	10.132
Tiranë	Municipality of Kavajë	Administrative Unit of Luz i vogël	11.615
Tiranë	Municipality of Kavajë	Administrative Unit of Synej	12.538
		Total for Tirana County	1,205,872
Vlorë	Municipality of Vlorë	Administrative Unit of Vlorë R1	25.145
Vlorë	Municipality of Vlorë	Administrative Unit of Vlorë R2	31.057
Vlorë	Municipality of Vlorë	Administrative Unit of Vlorë R3	30.701
Vlorë	Municipality of Vlorë	Administrative Unit of Vlorë R4	31.207
Vlorë	Municipality of Vlorë	Administrative Unit of Vlorë R5	30.251
Vlorë	Municipality of Himarë	Administrative Unit of Himarë	13.889

Vlorë	Municipality of Vlorë	Administrative Unit of Orikum	12.083
Vlorë	Municipality of Selenicë	Administrative Unit of Selenicë	6.562
Vlorë	Municipality of Selenicë	Administrative Unit of Armen	6.619
Vlorë	Municipality of Selenicë	Administrative Unit of Brataj	4.571
Vlorë	Municipality of Himarë	Administrative Unit of Hore Vranisht	3.422
Vlorë	Municipality of Selenicë	Administrative Unit of Kotë	6.429
Vlorë	Municipality of Vlorë	Administrative Unit of Novoselë	17.580
Vlorë	Municipality of Vlorë	Administrative Unit of Vlorë Centre	18.556
Vlorë	Municipality of Selenicë	Administrative Unit of Sevaster	2.885
Vlorë	Municipality of Vlorë	Administrative Unit of Shushicë	9.793
Vlorë	Municipality of Selenicë	Administrative Unit of Vllahinë	6.879
Vlorë	Municipality of Sarandë	Administrative Unit of Sarandë	48.129
Vlorë	Municipality of Konispol	Administrative Unit of Konispol	3.057
Vlorë	Municipality of Finiq	Administrative Unit of Aliko	5.688
Vlorë	Municipality of Finiq	Administrative Unit of Dhivër (1)	6.098
Vlorë	Municipality of Sarandë	Administrative Unit of Ksamil	9.126
Vlorë	Municipality of Finiq	Administrative Unit of Livadhja	10.265
Vlorë	Municipality of Himarë	Administrative Unit of Lukovë	9.252
Vlorë	Municipality of Konispol	Administrative Unit of Markat	2.947
Vlorë	Municipality of Konispol	Administrative Unit of Xarrë	7.552
Vlorë	Municipality of Delvinë	Administrative Unit of Delvinë	13.918
Vlorë	Municipality of Finiq	Administrative Unit of Finiq	6.153
Vlorë	Municipality of Finiq	Administrative Unit of Mesopotam	6.483
Vlorë	Municipality of Delvinë	Administrative Unit of Vergo	3.484
		Total for Vlora County	389.781
		Total population for the year 2023: 4,609,068	

V. Aspects of monitoring transmitted content

AMA, in fulfilling the functions given by law, monitors content transmitted by Audiovisual Media Service Providers (AMSPs). The monitored programs are reviewed in cases where there are issues related to violations and circumvention of the law and AMA's Broadcasting Code, which involve the protection of minors, discrimination in all its forms, unethical behaviour, the use of hate speech, violations of privacy and personal data, advertisements, and commercial communications, etc.

10. Main news editions of national AMSPs

One of the focuses of monitoring is the systematic monitoring of the main news editions in national AMSPs, the data of which the Authority publishes every month on its official website, in a special section. The indicators identified from the daily monitoring of the main edition in national AMSPs are:"

- Synchronized time of public and political life protagonists;
- Time dedicated to the activities of central institutions and political formations;
- Synchronized time for central institutions and political formations;
- Time divided according to the themes of the transmitted news.

**You will find this data in the Appendix section.*

11. Advertisements and Commercial Communications

Advertisements and commercial communications play an important role in audio and audiovisual broadcasts. The sale of transmission space remains a major source of income for AMSPs.

The two indicators of this aspect in the Bulletin are the volume of advertisements and commercial communications transmitted each month on the four national televisions: TVSH, Top Channel, Klan, and Vizion Plus, as well as the identification of the main buyers of this space.

11.1 Volume of advertisements and commercial communications

The table below shows the number and duration in seconds of advertisements and commercial communications for the four entities during the year 2023.

Month	TOP CHANNEL		KLAN		RTSH 1		VIZION PLUS	
	Time (Seconds)	Number of Advertisements	Time (Seconds)	Number of Advertisements	Time (Seconds)	Number of Advertisements	Time (Seconds)	Number of Advertisements
2023								
January	321576	8680	290171	7554	13592	500	177279	5326
February	308393	8437	274161	7611	11251	439	154463	4727
March	355646	9931	323011	9085	15468	556	209779	5700
April	155341	4266	141769	3870	12097	295	84895	2343

May	183088	5189	200258	5714	19928	751	116073	3666
June	293945	8126	332883	9163	10948	479	183112	5434
July	289234	8005	332776	8924	27920	770	162165	4738
August	303963	8222	260410	6166	9400	375	167775	4586
September	151335	4165	164825	4693	4664	185	100749	3075
October	378300	10065	401650	11265	12613	523	225133	6303
November	370962	11058	419119	9548	22585	845	255400	6915
December	416416	12384	529328	15927	30452	951	300718	8222

ADVERTISEMENTS	Total Number of Advertisements	Total Time of Advertisements (Seconds)
TOP CHANNEL	98528	3528199
KLAN	99520	3670361
RTSH 1	6669	190918
VIZION PLUS	61035	2137541

11.2 The main buyers of television time on national televisions

In the presentation of 2023, the tables below highlight the five largest buyers for each of the national televisions.

January				
RTSH 1			Top Channel	
No	Entity	Time/min	Entity	Time/min
1	One	69.8	Digitalb	643
2	Credins Bank	43.5	Top Shop	564.5
3	Vodafone	37.5	Comodita Home	555.6
4	Tesori d' Oriente	30.3	Lori Coffee	381.3
5	IDP Commissioner for the Right to Information and Protection of Personal Data	15.2	Elka	175.7
TV Klan			Vizion Plus	
No	The private entity	Time/min	The private entity	Time/min
1	Comodita Home	697.7	Tring	898
2	Top Shop	628	Comodita Home	250

3	Vodafone	315.9	San Pietro Group	174.9
4	Red Group	314.9	Quiet Lake	116.3
5	Telebingo	201.4	Big Market	91.2
February				
RTSH 1			Top Channel	
No	The private entity	Time/min	The private entity	Time/min
1	Central Election Commission	74.67	Comodita Home	585.28
2	Tesori D' Oriente	27.33	Top Shop	548.97
3	Vodafone	26.53	Digitalb	469.27
4	Expocity	23.83	Lori Coffee	319.98
5	Fanta	13.67	Camelot	138.4
TV Klan			Vizion Plus	
No	The private entity	Time/min	The private entity	Time/min
1	Comodita Home	659	Tring	830.57
2	Top Shop	578.5	Comodita Home	254.15
3	Red Group	300.08	Quiet Lake	123.7
4	Vodafone	278.52	ETC	105.78
5	Joni Peçi Store	223.15	Shaga	88.32
March				
RTSH 1			Top Channel	
No	The private entity	Time/min	The private entity	Time/min
1	Central Election Commission	111.33	Comodita Home	610.73
2	Fanta	49	Top Shop	592.23
3	Vodafone	36.5	Digitalb	414.08
4	Tesori D' Oriente	29.33	Pharmactive	235.13
5	Twinkle Twinkle Festival	11.25	Lori Coffee	228.82
TV Klan			Vizion Plus	
No	The private entity	Time/min	The private entity	Time/min
1	Comodita Home	801.65	Tring	1340.78
2	Top Shop	645.92	Comodita Home	249.17
3	Vodafone	313.83	Pharmactive	168.85
4	Red Group	310.27	ETC	123.32
5	One	228.8	One	122.23
April				
RTSH 1			Top Channel	
No	Entity	Time/min	Entity	Time/min
1	Central Election Commission	114.67	Top Shop	249.42
2	Coca Cola	21.5	Comodita Home	241.63
3	Sigal	13.83	Digitalb	183.1
4	Vodafone	13.22	Central Election Commission	140.77
5	Tesori D' Oriente	11.67	One	108.83
TV Klan			Vizion Plus	
No	The private entity	Time/min	Entity	Time/min

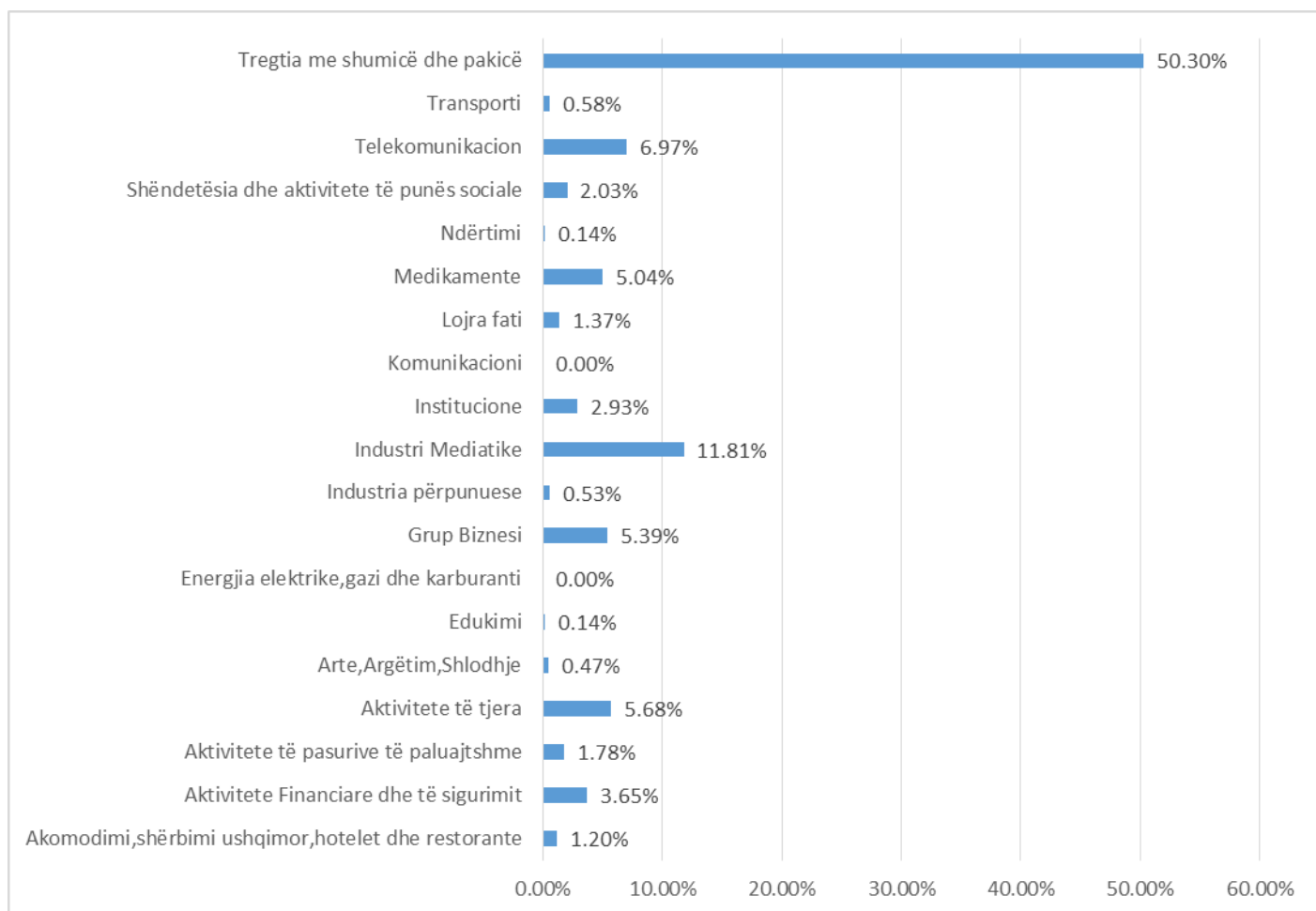
1	Comodita Home	324.6	Tring	339.1
2	Top Shop	273.82	Comodita Home	120
3	Vodafone	133.58	Central Election Commission	118.72
4	Red Group	130.72	Pharmactive	66.4
5	One	125.67	One	57.05
May				
RTSH 1			Top Channel	
No	Entity	Time/min	Entity	Time/min
1	Sicred	68.75	Comodita Home	334
2	Coca Cola	62.25	Top Shop	319.58
3	SHPPAT	51.18	Digitalb	256.43
4	BE	27	Lori Coffee	137.47
5	Fanta	25	Pharmactive	124.28
TV Klan			Vizion Plus	
No	Entity	Time/min	Entity	Time/min
1	Comodita Home	457.67	Tring	681.55
2	Top Shop	369.68	San Pietro Group	108.38
3	Red Group	198.23	Pharmactive	84.83
4	Vodafone	165.78	Melia	69.78
5	One	114.95	ETC	62.4
June				
RTSH 1			Top Channel	
No	Entity	Time/min	Entity	Time/min
1	Vodafone	35.63	Top Shop	561.55
2	Sigal	33.58	Comodita Home	530
3	Tesori D' Oriente	31.33	Digitalb	506.95
4	Digicom	17.5	Lori Coffee	368.52
5	Raiffeisen Bank	16.83	One	263.53
TV Klan			Vizion Plus	
No	Entity	Time/min	Entity	Time/min
1	Comodita Home	630.83	Tring	1168.57
2	Top Shop	626.8	San Pietro Group	219.78
3	Naturatherapy.al	363.58	Melia	184.05
4	Vodafone	332.95	One	93.4
5	Red Group	328.13	Intermedica	83.53

Distribution of the largest buyers of television time by type of industry

Based on the graphical presentation of the first half of 2023, wholesale and retail trade occupies the most significant share of advertisements with 50.30%, the second place is taken by the “Media Industry” with 11.81%, and the third place is taken by “Telecommunications” with 6.97%.

Accommodation, Food Services, Hotels, and Restaurants	1.20%
Financial and Insurance Activities	3.65%
Real Estate Activities	1.78%

Other Activities	5.68%
Arts, Entertainment, and Recreation	0.47%
Education	0.14%
Business Group	5.39%
Manufacturing Industry	0.53%
Media Industry	11.81%
Institutions	2.93%
Gambling	1.37%
Pharmaceuticals	5.04%
Construction	0.14%
Healthcare and Social Work Activities	2.03%
Telecommunications	6.97%
Transportation	0.58%
Wholesale and Retail Trade	50.30%



July				
RTSH 1			Top Channel	
No	Entity	Time/min	Entity	Time/min
1	konsultimipublik.gov.al	161.2	Digitalb	737.58
2	Digicom	78.33	Top Shop	583.5

3	Za Fest	60.5	Comodita Home	556.35
4	Sigal	30.32	Lori Coffee	524.32
5	Vodafone	30.07	One	270.85
TV Klan			Vizion Plus	
No	Entity	Time/min	Entity	Time/min
1	Comodita Home	711.95	Tring	1153.02
2	Top Shop	673.03	San Pietro Group	297.48
3	Naturatherapy.al	361.03	Melia	160.8
4	Red Group	351.05	Bookland	103.98
5	Vodafone	318.53	Ford	92.32
August				
RTSH 1			Top Channel	
No	Entity	Time/min	Entity	Time/min
1	Sigal	1895	Digitalb	85711
2	Digicom	1860	Comodita Home	36359
3	e-Albania	940	Top Shop	35350
4	Coca Cola	840	Lori Coffee	31725
5	Diamma Resort	720	Dritan Hoxha Foundation	18535
TV Klan			Vizion Plus	
No	Entity	Time/min	Entity	Time/min
1	Comodita Home	41218	Tring	69919
2	Top Shop	39868	San Pietro Group	26578
3	Red Group	32714	Bookland	9695
4	Naturatherapy.al	23548	Albanian Motors Company	9368
5	Vodafone	21609	Hunday	7106
September				
RTSH 1			Top Channel	
No	Entity	Time/min	Entity	Time/min
1	Digicom	9.33	Digitalb	279.1
2	Vodafone	8.6	Top Shop	170.17
3	Sigal	7.23	Comodita Home	165
4	e-Albania	7.05	Balfin Group	128.87
5	Auto Master	3	Lori Coffee	98.98
TV Klan			Vizion Plus	
No	Entity	Time/min	Entity	Time/min
1	Comodita Home	198.78	Tring	265.85
2	Top Shop	179.27	San Pietro Group	133.12
3	Red Group	104.37	Albanian Motors Company	86.4
4	Naturatherapy.al	101.07	Living Editions	52.23
5	Vodafone	81.82	One	37.42
October				
RTSH 1			Top Channel	

No	Entity	Time/min	Entity	Time/min
1	Vodafone	34.73	Comodita Home	641.42
2	Digicom	33.5	Top Shop	582.5
3	Fanta	23.33	Top Channel Films	478.78
4	Sigal	18.15	Digitalb	453.45
5	TKOB - National Theatre of Opera and Ballet	17.33	Agna Group	329.85
TV Klan			Vizion Plus	
No	Entity	Time/min	Entity	Time/min
1	Comodita Home	750.12	Tring	904.58
2	Top Shop	641.08	Albanian Motors Company	298.23
3	Red Group	352.93	Comodita Home	219.68
4	One	328.07	Pharmactive	167.98
5	Vodafone	265.25	One	152.02
November				
RTSH 1			Top Channel	
No	Entity	Time/min	Entity	Time/min
1	Sicred	42.17	Comodita Home	629.22
2	Vodafone	34.62	Top Shop	551.33
3	Coca Cola	28.5	Digitalb	415.23
4	Billa	25	One	341.17
5	e-Albania	24.17	Top Channel Films	275.95
TV Klan			Vizion Plus	
No	Entity	Time/min	Entity	Time/min
1	Top Shop	888.73	Comodita Home	618.1
2	Comodita Home	761.4	Tring	605.55
3	One	350.75	San Pietro Group	237.27
4	Red Group	328.81	Albanian Motors Company	225
5	Balfin Group	266	Melia	177.25
December				
RTSH 1			Top Channel	
No	Entity	Time/min	Entity	Time/min
1	Sicred	96.25	Comodita Home	646.87
2	Supermarket Xhangolli	44.67	Top Shop	539.08
3	Vodafone	38.28	Balfin Group	500.75
4	e-Albania	35.5	Digitalb	455.35
5	Coca Cola	25.25	One	268.12
TV Klan			Vizion Plus	
No	Entity	Time/min	Entity	Time/min
1	Top Shop	912.1	Tring	892.5
2	Comodita Home	757.3	Comodita Home	588.47
3	Balfin Group	418.3	San Pietro Group	219.92
4	Red Group	340.57	Albanian Motors Company	194.67

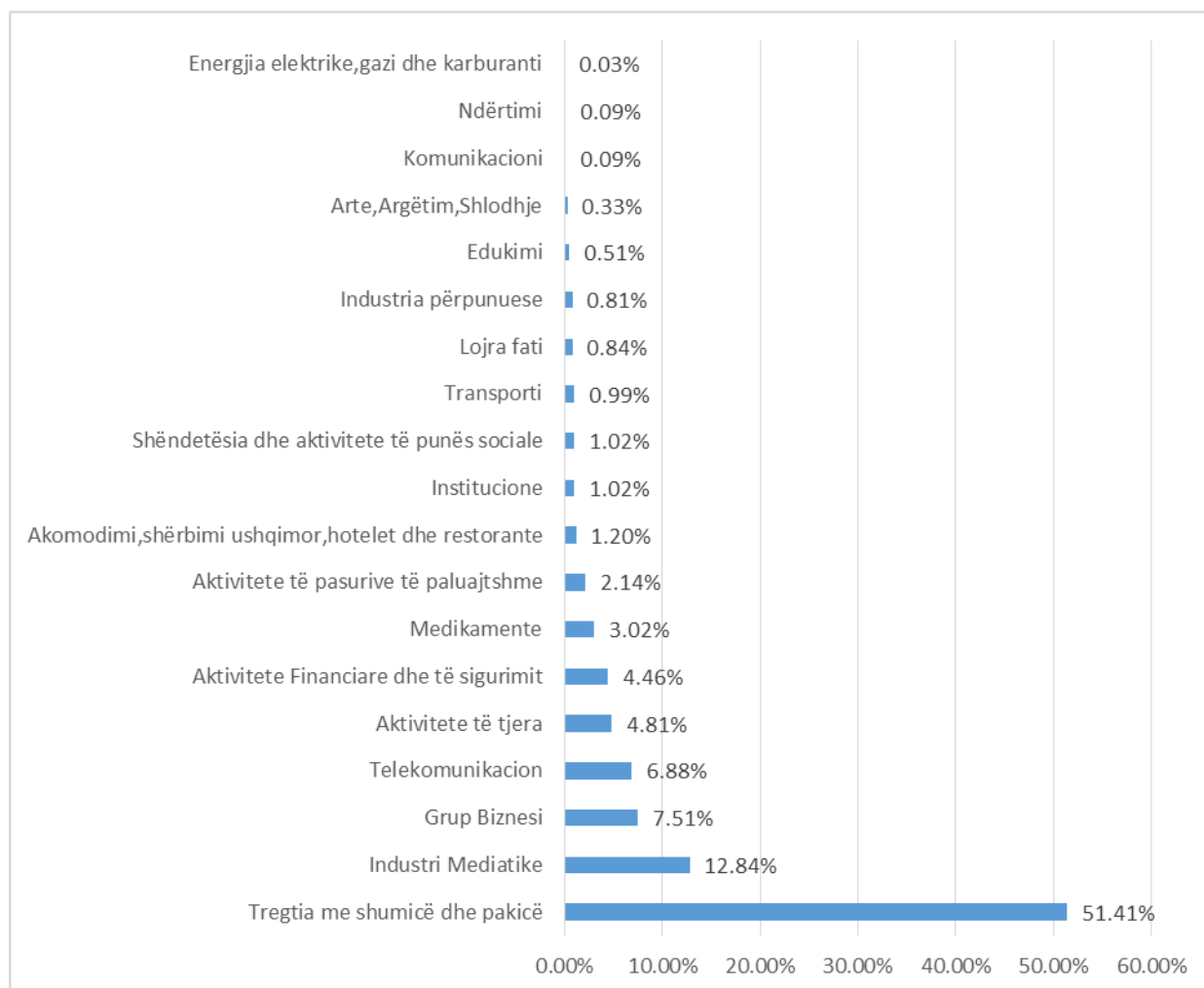
5	One	322.43	Elka	177.17
---	-----	--------	------	--------

Second half of the year

In the second half, again, the first place is occupied by the “Wholesale and Retail Trade” industry with 51.41%, the second place is “Media Industry” with a value of 12.84%, and the third place is “Business Group” with 7.51%.

“Business Group” is a categorization when a company covers more than one field of industry.

Accommodation, Food Services, Hotels, and Restaurants	1.20%
Financial and Insurance Activities	4.46%
Real Estate Activities	2.14%
Other Activities	4.81%
Arts, Entertainment, and Recreation	0.33%
Education	0.51%
Electricity, gas, and fuel	0.03%
Business Group	7.51%
Manufacturing Industry	0.81%
Media Industry	12.84%
Institutions	1.02%
Telecommunications	0.09%
Gambling	0.84%
Pharmaceuticals	3.02%
Construction	0.09%
Healthcare and Social Work Activities	1.02%
Telecommunications	6.88%
Transportation	0.99%
Wholesale and Retail Trade	51.41%



VI. Appendices

12. Data from the content of the main news editions of national AMSPs

Time period - 01.01.2023 - 31.12.2023

News theme/ total time in minutes and percentage."

News Topic/AMSPs	RTSH 1		Klan TV		Top Channel		Vizion Plus		Radio Tirana		Top Albania Radio		Club FM	
	Min	%	Min	%	Min	%	Min	%	Min	%	Min	%	Min	%
00 CEC	172.6	1.89%	124.52	1.31%	104.67	1.17%	125.72	1.26%	79.8	1.35%	21.55	1.19%	11.97	3.36%
01 Politics	1815	19.83%	2057.27	21.69%	1243.08	13.88%	2665.63	26.61%	1019.42	17.22%	325.38	17.99%	93.88	26.35%
02 Activities of the President	117.3	1.28%	50.42	0.53%	29.08	0.32%	48.3	0.48%	70.33	1.19%	12.22	0.68%	8.45	2.37%
03 Activities of the Government	617.73	6.75%	647.13	6.82%	543.48	6.07%	484.32	4.83%	569.77	9.63%	120.35	6.65%	56.57	15.88%
04 Activities of the Parliament	215.1	2.35%	126.1	1.33%	181.68	2.03%	208.38	2.08%	176.92	2.99%	62.8	3.47%	7.37	2.07%
05 Activities of Local Government	147.6	1.61%	253.37	2.67%	131.6	1.47%	183.02	1.83%	87.53	1.48%	32.27	1.78%	4.02	1.13%
06 Activities of the Justice System	449.92	4.92%	729.85	7.70%	855.1	9.55%	650.03	6.49%	301.48	5.09%	159.08	8.79%	24.65	6.92%
07 Social	1582.77	17.30%	846.22	8.92%	1871.3	20.90%	1162.47	11.60%	1015.92	17.16%	155.78	8.61%	17.12	4.81%
08 Economy	428.98	4.69%	264.37	2.79%	446.78	4.99%	295.95	2.95%	207.88	3.51%	27.73	1.53%	4.08	1.15%
09 Crime News	251.98	2.75%	916.18	9.66%	623.92	6.97%	991.47	9.90%	381.05	6.44%	139.87	7.73%	7.57	2.12%
10 News from Kosovo/Region	556.82	6.08%	720.57	7.60%	743.25	8.30%	1054.52	10.53%	522.47	8.83%	228.7	12.64%	52.8	14.82%
11 International News	1113.98	12.17%	856.67	9.03%	883.12	9.86%	880.9	8.79%	1062.03	17.94%	373.6	20.65%	52.72	14.80%
12 Culture/Showbiz	792.03	8.65%	394.77	4.16%	529.52	5.91%	469.67	4.69%	228.47	3.86%	11.28	0.62%	1.12	0.31%
13 Sports	734.32	8.02%	1078.65	11.37%	419.37	4.68%	509.32	5.08%	72.23	1.22%	39.42	2.18%	9.62	2.70%
14 Other	132.15	1.44%	363.78	3.84%	330.42	3.69%	250.57	2.50%	101.82	1.72%	99.03	5.47%	4.1	1.15%
15 Activities of Independent Institutions	19.32	0.21%	54	0.57%	14.87	0.17%	30.8	0.31%	21.7	0.37%	0	0.00%	0.25	0.07%
16 Electoral College	3.88	0.04%	0	0.00%	4.37	0.05%	6.13	0.06%	0	0.00%	0	0.00%	0	0.00%
17 Police/Public Order	0	0.00%	0	0.00%	0	0.00%	0	0.00%	0	0.00%	0	0.00%	0	0.00%
18 European Integration	0	0.00%	0	0.00%	0	0.00%	0	0.00%	0	0.00%	0	0.00%	0	0.00%
19 Science/Technology	0	0.00%	0	0.00%	0	0.00%	0	0.00%	0	0.00%	0	0.00%	0	0.00%

Full airtime for political subjects (both in minutes and percentage)

Political Subject / AMSPs	RTSH 1		Klan TV		Top Channel		Vizion Plus		Radio Tirana		Top Albania Radio		Club FM		Radio Klan	
	Min	%	Min	%	Min	%	Min	%	Min	%	Min	%	Min	%	Min	%
BD (Partia Bindja Demokratike)	0.62	0.04%	0	0.00%	0	0.00%	12.37	0.61%	0	0.00%	0	0.00%	0	0.00%	0	0.00%
BF (Bashkë Fitojmë)	222.28	15.95%	332.98	19.74%	137.15	15.48%	283.57	13.90%	44.85	6.38%	42.97	16.20%	3.55	7.89%	11.4	12.11%
Independent MP	2.48	0.18%	0	0.00%	0	0.00%	0	0.00%	0	0.00%	0	0.00%	0	0.00%	0	0.00%
LSI (Lëvizja Socialiste për Integrim)	0	0.00%	0	0.00%	0	0.00%	0.52	0.03%	1.02	0.15%	0.13	0.05%	0	0.00%	0	0.00%
LZHK (Lëvizja për Zhvillim Kombëtar)	6.17	0.44%	0	0.00%	0.87	0.10%	0	0.00%	1.95	0.28%	0	0.00%	0	0.00%	0	0.00%
NTH (Nisma Thurje)	0.98	0.07%	0	0.00%	0	0.00%	8.08	0.40%	2.7	0.38%	0	0.00%	0	0.00%	0	0.00%
PAA (Partia Agrare Ambientaliste)	3.82	0.27%	0.42	0.02%	2.4	0.27%	2.85	0.14%	0.52	0.07%	0	0.00%	0	0.00%	0	0.00%
PBDNJ (Partia për Bashkimin dhe të Drejtat e Njeriut)	5.4	0.39%	1.33	0.08%	1.07	0.12%	13.15	0.64%	2.53	0.36%	0.87	0.33%	0.23	0.51%	0	0.00%
PDIU (Partia Drejtësi, Integrim dhe Unitet)	0.08	0.01%	0	0.00%	0.5	0.06%	1.88	0.09%	0	0.00%	0.3	0.11%	0	0.00%	0	0.00%
PD (Partia Demokratike)	430.2	30.88%	512.75	30.39%	206.13	23.27%	604.32	29.62%	242.45	34.47%	58.83	22.18%	10.4	23.12%	29.28	31.11%
PD TJETËR	208.95	15.00%	297.33	17.62%	111	12.53%	419.58	20.57%	139.28	19.80%	56.03	21.12%	15.77	35.06%	36.63	38.92%
PLB (Partia Lëvizja Bashkë)	0	0.00%	0	0.00%	0	0.00%	2.3	0.11%	2.38	0.34%	0	0.00%	0	0.00%	0	0.00%
PL (Partia e Lirisë)	49.48	3.55%	5.08	0.30%	26.8	3.03%	95.35	4.67%	65.03	9.25%	5.22	1.97%	4.6	10.23%	0.83	0.88%
PR (Partia Republikane Shqiptare)	32.4	2.33%	8.48	0.50%	8.22	0.93%	12.82	0.63%	5.73	0.81%	3.12	1.18%	0.25	0.56%	0.45	0.48%
PS (Partia Socialiste)	430.33	30.89%	528.73	31.34%	391.73	44.22%	569.35	27.91%	194.83	27.70%	97.82	36.87%	10.18	22.63%	15.53	16.50%

The full-time of central institutions (time in minutes and percentage)

Institutions / AMSPs	RTSH 1		Klan TV		Top Channel		Vizion Plus		Radio Tirana		Top Albania Radio		Club FM		Radio Klan	
	Min	%	Min	%	Min	%	Min	%	Min	%	Min	%	Min	%	Min	%
AMA (Audiovisual Media Authority)	0	0.00%	6.83	0.56%	0	0.00%	0	0.00%	1.32	0.13%	0	0.00%	0	0.00%	0	0.00%
Municipality of Durrës	2.98	0.24%	0	0.00%	0	0.00%	0	0.00%	0	0.00%	0	0.00%	0	0.00%	0	0.00%
Municipality of Fier	1.18	0.10%	0	0.00%	0	0.00%	2.25	0.22%	0.68	0.07%	0	0.00%	0	0.00%	0	0.00%
Municipality of Pogradec	0	0.00%	0	0.00%	0	0.00%	2.03	0.20%	0	0.00%	0	0.00%	0	0.00%	0	0.00%
Municipality of Tirana	89.7	7.35%	161.88	13.38%	9.92	1.14%	84.68	8.32%	28.07	2.85%	0	0.00%	2.28	4.48%	7.32	12.48%
Prime Minister's Office	302.35	24.78%	473.28	39.12%	420.28	48.39%	274.52	26.98%	257.22	26.11%	105.13	47.00%	14.92	29.30%	0	0.00%
Electoral College	2.3	0.19%	0	0.00%	0	0.00%	6.13	0.60%	0	0.00%	0	0.00%	0	0.00%	0	0.00%
CEC (Central Election Commission)	116.82	9.58%	91.37	7.55%	73.3	8.45%	60.95	5.99%	29.15	2.96%	13.82	6.18%	4.38	8.60%	5.48	9.34%
Ministry of Education and Sports	0	0.00%	9.65	0.80%	1.77	0.20%	6.97	0.68%	0	0.00%	0	0.00%	0	0.00%	0	0.00%
Ministry of Internal Affairs	0	0.00%	5.32	0.44%	0	0.00%	6.38	0.63%	0	0.00%	0	0.00%	0	0.00%	0	0.00%
Ministry of Agriculture and Rural Development	0	0.00%	3.8	0.31%	1.87	0.22%	0	0.00%	0	0.00%	0	0.00%	0	0.00%	0	0.00%
Ministry of Justice	0	0.00%	0	0.00%	0	0.00%	0	0.00%	0.27	0.03%	0	0.00%	0	0.00%	0	0.00%
Ministry of Finance and Economy	1.52	0.12%	10.3	0.85%	4.27	0.49%	5.68	0.56%	1.87	0.19%	0	0.00%	0	0.00%	0.27	0.46%
Ministry of Infrastructure and Energy	0	0.00%	14.45	1.19%	3.82	0.44%	0.68	0.07%	0	0.00%	0	0.00%	0	0.00%	0	0.00%
Ministry of Culture	0.22	0.02%	3.05	0.26%	0	0.00%	0	0.00%	0	0.00%	0	0.00%	0	0.00%	0	0.00%
Ministry of Health and Social Protection	0	0.00%	6.03	0.50%	2.07	0.24%	0	0.00%	0	0.00%	0	0.00%	0	0.00%	0	0.00%
Ministry of Tourism and Environment	0	0.00%	0.82	0.07%	0	0.00%	1.67	0.16%	0.35	0.04%	0	0.00%	0	0.00%	0.3	0.51%
Ministry for Europe and Foreign Affairs	0	0.00%	2.53	0.21%	0	0.00%	0	0.00%	0	0.00%	0	0.00%	0	0.00%	0.45	0.77%
Parliament	106.18	8.70%	85.4	7.06%	123.45	14.21%	119.12	11.71%	83.97	8.53%	32.52	14.54%	2.83	5.56%	8.45	14.40%
Presidency	123.75	10.15%	50.03	4.14%	32.65	3.76%	32.62	3.20%	73.93	7.51%	16.63	7.43%	4.75	9.33%	6.18	10.53%
Government	435.67	35.71%	284.97	23.56%	195.08	22.46%	413.95	40.68%	505.53	51.32%	55.58	24.85%	21.77	42.73%	30.22	51.51%
Other Deputy Ministers	37.38	3.06%	0	0.00%	0	0.00%	0	0.00%	2.62	0.27%	0	0.00%	0	0.00%	0	0.00%

The full-time of protagonists (in minutes and percentage)

Protagonists / Audiovisual Media Service Providers (AMSPs)	RTSH 1		Klan TV		Top Channel		Vizion Plus		Radio Tirana		Top Albania Radio		Club FM		Radio Klan	
	Min	%	Min	%	Min	%	Min	%	Min	%	Min	%	Min	%	Min	%
Sali Berisha	394.1	17.86%	573.8	23.21%	157.38	11.69%	561.25	20.98%	212.8	14.87%	68.77	19.40%	7.5	20.79%	21.42	33.58%
Edi Rama	325.97	14.77%	517.37	20.93%	464.48	34.49%	377.23	14.10%	243.9	17.04%	96.22	27.14%	10.23	28.36%	19.6	30.73%
Erion Veliaj	172.37	7.81%	351.47	14.22%	127.22	9.45%	204.1	7.63%	59.27	4.14%	31.08	8.77%	1.1	3.05%	1.2	1.88%
Belind Këlliçi	64	2.90%	146.25	5.92%	43.23	3.21%	116.47	4.35%	7.92	0.55%	19.38	5.47%	0.3	0.83%	0	0.00%
Illir Meta	75.02	3.40%	6.93	0.28%	23.02	1.71%	84.47	3.16%	60.3	4.21%	5.75	1.62%	2.85	7.90%	0	0.00%
Enkelejd Alibeaj	89.97	4.08%	135.32	5.47%	42.9	3.19%	84.13	3.14%	43.78	3.06%	10.83	3.06%	0.27	0.75%	0.47	0.74%
Taulant Balla	92.28	4.18%	74.05	3.00%	40.68	3.02%	78.38	2.93%	112.48	7.86%	15.45	4.36%	1.63	4.52%	2.92	4.58%
Roland Bejko	86.47	3.92%	95.23	3.85%	38.47	2.86%	63.95	2.39%	27.83	1.94%	9.32	2.63%	0	0.00%	0	0.00%
Etjen Xhafaj	2.13	0.10%	0.85	0.03%	1.03	0.08%	58.72	2.19%	2.33	0.16%	0	0.00%	0	0.00%	0	0.00%
Jorida Tabaku	7.05	0.32%	8.1	0.33%	11.7	0.87%	53.2	1.99%	13.73	0.96%	2.15	0.61%	0.85	2.36%	0	0.00%
Mirela Kumbaro	21.78	0.99%	15.4	0.62%	5.75	0.43%	49.15	1.84%	16.97	1.19%	1.65	0.47%	0	0.00%	0.33	0.52%
Gazmend Bardhi	38.43	1.74%	35.7	1.44%	14.85	1.10%	46.93	1.75%	23.75	1.66%	7.35	2.07%	0	0.00%	2.22	3.48%
Belinda Balluku	49.05	2.22%	90.92	3.68%	36.87	2.74%	41.27	1.54%	54.73	3.82%	7.57	2.14%	0.57	1.58%	2.33	3.65%
Oerd Bylykbashi	4.48	0.20%	12.8	0.52%	0.12	0.01%	39.17	1.46%	3.2	0.22%	0	0.00%	0	0.00%	0.45	0.71%
Ulsi Manja	21.2	0.96%	7.92	0.32%	16.63	1.23%	38.53	1.44%	21.67	1.51%	4.9	1.38%	0.23	0.64%	0.33	0.52%
Bledi Çuçi	10.62	0.48%	12.17	0.49%	4	0.30%	38.4	1.44%	14.05	0.98%	1.05	0.30%	0.35	0.97%	0.88	1.38%
Arben Pëllumbi	0.62	0.03%	0.67	0.03%	0.75	0.06%	30.82	1.15%	0	0.00%	0	0.00%	0	0.00%	0	0.00%
Lulzim Basha	22.45	1.02%	5.32	0.22%	10.23	0.76%	27.22	1.02%	10.73	0.75%	6.3	1.78%	0.5	1.39%	0	0.00%
Niko Peleshi	16.53	0.75%	19.53	0.79%	3.4	0.25%	25.53	0.95%	26.07	1.82%	1.37	0.39%	0.72	2.00%	1.48	2.32%
Bajram Begaj	102.5	4.65%	42.88	1.73%	27.18	2.02%	25	0.93%	64.1	4.48%	12	3.39%	2.12	5.88%	2.67	4.19%
Ogerta Manastirliu	40.43	1.83%	17.73	0.72%	16.4	1.22%	23.55	0.88%	103.57	7.24%	0.63	0.18%	0.87	2.41%	1.3	2.04%
Edvin Kulluri	0	0.00%	0	0.00%	0	0.00%	22.93	0.86%	0	0.00%	0	0.00%	0	0.00%	0	0.00%
Fatmir Mediu	32.4	1.47%	14.23	0.58%	8.22	0.61%	22.23	0.83%	5.73	0.40%	2.43	0.69%	0	0.00%	0	0.00%
Saimir Korreshi	1.43	0.06%	1.85	0.07%	3.35	0.25%	21.33	0.80%	1.85	0.13%	0.27	0.08%	0	0.00%	0	0.00%

Lefter Gështenja	0.7	0.03%	1.38	0.06%	0.53	0.04%	19.85	0.74%	0	0.00%	0	0.00%	0	0.00%	0.32	0.50%
Elva Margariti	28.33	1.28%	17.28	0.70%	2.8	0.21%	19.13	0.71%	11.43	0.80%	0	0.00%	0	0.00%	0	0.00%
Evis Kushi	29.55	1.34%	11.25	0.46%	7.67	0.57%	18.85	0.70%	22.33	1.56%	3.17	0.89%	0.87	2.41%	0	0.00%
Olta Xhaçka	22.03	1.00%	16.23	0.66%	12.88	0.96%	17.4	0.65%	15.92	1.11%	1.78	0.50%	1	2.77%	1.28	2.01%
Ervin Mete	12.13	0.55%	12.53	0.51%	8.27	0.61%	17.23	0.64%	9.68	0.68%	3.03	0.85%	0	0.00%	0.65	1.02%
Vangjel Dule	5.4	0.24%	1.33	0.05%	1.07	0.08%	16.58	0.62%	2.53	0.18%	0.87	0.25%	0	0.00%	0	0.00%
Illirjan Celibashi	50.3	2.28%	47.87	1.94%	33.98	2.52%	14.38	0.54%	12.45	0.87%	5.1	1.44%	0.93	2.58%	0.43	0.67%
Igli Hasani	4.1	0.19%	7.17	0.29%	1.2	0.09%	14.18	0.53%	5.38	0.38%	1.1	0.31%	0.23	0.64%	1.15	1.80%
Damian Gjijnuri	21.33	0.97%	12.1	0.49%	4.62	0.34%	14.12	0.53%	12.88	0.90%	3.55	1.00%	0.3	0.83%	0	0.00%
Nard Ndoka	0	0.00%	0	0.00%	0	0.00%	13.77	0.51%	0	0.00%	0	0.00%	0	0.00%	0	0.00%
Delina Ibrahimaj	26.72	1.21%	23.08	0.93%	21.42	1.59%	13.43	0.50%	19.37	1.35%	4.33	1.22%	0.27	0.75%	0	0.00%
Jorgo Goro	0	0.00%	1.77	0.07%	1.63	0.12%	12.58	0.47%	0	0.00%	0	0.00%	0	0.00%	0	0.00%
Astrit Patozi	0.62	0.03%	0	0.00%	0	0.00%	12.37	0.46%	0	0.00%	0	0.00%	0	0.00%	0	0.00%
Fatbardh Kadilli	0	0.00%	0	0.00%	0	0.00%	9.98	0.37%	0	0.00%	0	0.00%	0	0.00%	0	0.00%
Monika Kryemadhi	5.88	0.27%	0	0.00%	3.9	0.29%	9.7	0.36%	7.28	0.51%	0.72	0.20%	0	0.00%	0	0.00%
Flamur Noka	9.68	0.44%	0.12	0.00%	2.32	0.17%	9.35	0.35%	4.88	0.34%	0	0.00%	0	0.00%	0	0.00%
Arben Ristani	0	0.00%	0	0.00%	0	0.00%	9.25	0.35%	0	0.00%	0	0.00%	0	0.00%	0	0.00%
Kreshnik Çollaku	1.15	0.05%	0.4	0.02%	5.73	0.43%	9.25	0.35%	0	0.00%	1.52	0.43%	0	0.00%	0	0.00%
Petro Koçi	0	0.00%	0	0.00%	0	0.00%	8.73	0.33%	0.23	0.02%	0	0.00%	0	0.00%	0	0.00%
Indrit Sefa	0.78	0.04%	0	0.00%	0.83	0.06%	8.48	0.32%	0	0.00%	0.4	0.11%	0	0.00%	0	0.00%
Luan Baçi	0	0.00%	0	0.00%	0.08	0.01%	8.33	0.31%	0	0.00%	0	0.00%	0	0.00%	0	0.00%
Endri Shabani	0.98	0.04%	0	0.00%	0	0.00%	8.08	0.30%	2.7	0.19%	0	0.00%	0	0.00%	0	0.00%
Petrit Vasili	1.62	0.07%	0	0.00%	2.08	0.15%	8.07	0.30%	4.48	0.31%	0.13	0.04%	0	0.00%	0	0.00%
Fatmir Xhafaj	0	0.00%	2.22	0.09%	0.87	0.06%	7.92	0.30%	0	0.00%	0.53	0.15%	0	0.00%	0	0.00%
Illir Metaj	0	0.00%	0	0.00%	0	0.00%	7.72	0.29%	0	0.00%	0	0.00%	0	0.00%	0	0.00%
Frida Krifca	19.93	0.90%	2.23	0.09%	12.7	0.94%	7.42	0.28%	29.6	2.07%	1.95	0.55%	0.32	0.89%	0.33	0.52%
Ivi Kaso	1.22	0.06%	5.03	0.20%	0	0.00%	7.37	0.28%	0	0.00%	0	0.00%	0	0.00%	0	0.00%
Edi Paloka	4.2	0.19%	3.22	0.13%	1.58	0.12%	7.15	0.27%	0.63	0.04%	0	0.00%	0	0.00%	0	0.00%
Edmond Spaho	0.48	0.02%	0.35	0.01%	1.95	0.14%	6.73	0.25%	0.98	0.07%	0.17	0.05%	0	0.00%	0	0.00%
Toni Gogu	3.38	0.15%	2.98	0.12%	3.67	0.27%	6.63	0.25%	1.22	0.09%	2.28	0.64%	0	0.00%	0	0.00%
Arjan Hoxha	4.27	0.19%	0	0.00%	0.78	0.06%	6.58	0.25%	0	0.00%	0.62	0.17%	0	0.00%	0	0.00%

Blendi Klosi	5.72	0.26%	6.1	0.25%	1.48	0.11%	6.33	0.24%	2.07	0.14%	0.62	0.17%	0	0.00%	0.55	0.86%
Albana Vokshi	4	0.18%	3	0.12%	0.6	0.04%	6.2	0.23%	5.02	0.35%	0.58	0.16%	0	0.00%	0.38	0.60%
Erjon Braçe	6.25	0.28%	0	0.00%	9.05	0.67%	6.12	0.23%	6.33	0.44%	1.45	0.41%	0	0.00%	0	0.00%
Mateo Spaho	0	0.00%	0	0.00%	0	0.00%	5.98	0.22%	0	0.00%	0	0.00%	0	0.00%	0	0.00%
Silva Caka	0	0.00%	0	0.00%	0	0.00%	5.8	0.22%	0	0.00%	0	0.00%	0	0.00%	0	0.00%
Eduard Shalsi	0.77	0.03%	0	0.00%	1.3	0.10%	5.68	0.21%	0	0.00%	0	0.00%	0	0.00%	0	0.00%
Ermal Dredha	3.27	0.15%	8.65	0.35%	0	0.00%	5.6	0.21%	1.07	0.07%	0	0.00%	0	0.00%	0	0.00%
Endri Stefa	0	0.00%	0	0.00%	0	0.00%	5.43	0.20%	0	0.00%	0	0.00%	0	0.00%	0	0.00%
Dhurata Çupi	0.42	0.02%	0	0.00%	0.82	0.06%	5.42	0.20%	1.18	0.08%	0.42	0.12%	0.32	0.89%	0	0.00%
Luçiano Boçi	5.97	0.27%	0.72	0.03%	2.78	0.21%	5.25	0.20%	6.17	0.43%	0	0.00%	0	0.00%	0	0.00%
Flamur Hoxha	0.33	0.01%	0	0.00%	0.38	0.03%	5.22	0.20%	0	0.00%	0.17	0.05%	0	0.00%	0	0.00%
Agron Kapllanaj	0	0.00%	0	0.00%	0	0.00%	5	0.19%	0	0.00%	0	0.00%	0	0.00%	0	0.00%
Zini Tollozhina	0	0.00%	0	0.00%	0	0.00%	4.75	0.18%	0	0.00%	0	0.00%	0	0.00%	0	0.00%
Pranvera Resulaj	0	0.00%	0	0.00%	0	0.00%	4.67	0.17%	0	0.00%	0	0.00%	0	0.00%	0	0.00%
Klotilda Bushka	2.48	0.11%	2.13	0.09%	5.1	0.38%	4.58	0.17%	1.82	0.13%	1.28	0.36%	0	0.00%	0	0.00%
Milva Ekonomi	4.05	0.18%	0	0.00%	0	0.00%	4.25	0.16%	4.03	0.28%	0	0.00%	0	0.00%	0	0.00%
Granit Gjana	0.35	0.02%	0	0.00%	0	0.00%	4.22	0.16%	0	0.00%	0	0.00%	0	0.00%	0	0.00%
Illir Beqaj	2.55	0.12%	3.6	0.15%	2.33	0.17%	4.12	0.15%	2.25	0.16%	0.92	0.26%	0	0.00%	0	0.00%
Benet Beci	16.05	0.73%	4.28	0.17%	6.05	0.45%	3.95	0.15%	3.23	0.23%	0	0.00%	0	0.00%	0	0.00%
Elisa Spiropali	4.3	0.19%	3.8	0.15%	3.48	0.26%	3.88	0.15%	0.65	0.05%	2.7	0.76%	0	0.00%	0	0.00%
Orjola Pampuri	3.97	0.18%	0	0.00%	0.95	0.07%	3.73	0.14%	1.9	0.13%	0	0.00%	0	0.00%	0	0.00%
Albana Kociu	10.9	0.49%	0.47	0.02%	0	0.00%	3.52	0.13%	5.42	0.38%	0	0.00%	0	0.00%	0	0.00%
Flamur Golemi	0.05	0.00%	0	0.00%	0	0.00%	3.5	0.13%	0	0.00%	0	0.00%	0	0.00%	0	0.00%
Agron Duka	3.82	0.17%	1.52	0.06%	2.4	0.18%	3.48	0.13%	0.52	0.04%	0	0.00%	0	0.00%	0	0.00%
Hysni Sharra	2.43	0.11%	0	0.00%	0	0.00%	3.2	0.12%	0	0.00%	0	0.00%	0	0.00%	0	0.00%
Etilda Gjonaj	0	0.00%	0	0.00%	0	0.00%	2.93	0.11%	0	0.00%	0	0.00%	0	0.00%	0	0.00%
Ibrahim Bajrami	0	0.00%	0	0.00%	0	0.00%	2.92	0.11%	0	0.00%	0	0.00%	0	0.00%	0	0.00%
Lavdrim Krrashi	0.25	0.01%	0	0.00%	0	0.00%	2.72	0.10%	0	0.00%	0	0.00%	0	0.00%	0	0.00%
Ervin Salianji	3.83	0.17%	7.63	0.31%	4.07	0.30%	2.68	0.10%	5.68	0.40%	0.8	0.23%	0.2	0.55%	0.25	0.39%
Tonin Marinaj	0	0.00%	0	0.00%	0	0.00%	2.42	0.09%	0	0.00%	0	0.00%	0	0.00%	0	0.00%
Eriselda Çelaj	0	0.00%	0	0.00%	0	0.00%	2.4	0.09%	0	0.00%	0	0.00%	0	0.00%	0	0.00%

Floriana Garo	0	0.00%	3.13	0.13%	1.88	0.14%	2.37	0.09%	2.95	0.21%	0.55	0.16%	0	0.00%	0	0.00%
Ermonela Felaj	2.38	0.11%	2.23	0.09%	3	0.22%	2.33	0.09%	2.47	0.17%	1.73	0.49%	0	0.00%	0	0.00%
Anila Denaj	3.67	0.17%	2.8	0.11%	3.3	0.25%	2.3	0.09%	0	0.00%	1	0.28%	0	0.00%	0.42	0.66%
Arlind Qori	0	0.00%	0	0.00%	0	0.00%	2.3	0.09%	2.38	0.17%	0	0.00%	0	0.00%	0	0.00%
Armando Subashi	5.42	0.25%	0.63	0.03%	0	0.00%	2.27	0.08%	0	0.00%	0	0.00%	0	0.00%	0	0.00%
Flutura Aça	2.18	0.10%	0	0.00%	0.07	0.01%	2.17	0.08%	1.77	0.12%	0.88	0.25%	0	0.00%	0	0.00%
Lefter Maliqi	0.5	0.02%	0	0.00%	0	0.00%	2.15	0.08%	0.18	0.01%	0	0.00%	0.53	1.47%	0	0.00%
Eduard Sharka	0	0.00%	0	0.00%	1.23	0.09%	2.1	0.08%	0	0.00%	0	0.00%	0	0.00%	0	0.00%
Majlinda Dhuka	4.12	0.19%	0	0.00%	0	0.00%	2.05	0.08%	0	0.00%	0	0.00%	0	0.00%	0	0.00%
Illir Xhakolli	0	0.00%	0	0.00%	0	0.00%	2.03	0.08%	0	0.00%	0	0.00%	0	0.00%	0	0.00%
Evdar Kodheli	0	0.00%	0	0.00%	0	0.00%	2	0.07%	0	0.00%	0	0.00%	0	0.00%	0	0.00%
Dashnor Sula	0	0.00%	0	0.00%	0.82	0.06%	1.97	0.07%	0	0.00%	0.23	0.06%	0	0.00%	0	0.00%
Çlirim Gjata	0	0.00%	0	0.00%	0	0.00%	1.95	0.07%	0	0.00%	0	0.00%	0	0.00%	0	0.00%
Emiriana Sako	5.57	0.25%	5.67	0.23%	17.07	1.27%	1.93	0.07%	0.8	0.06%	0.37	0.10%	0	0.00%	0	0.00%
Tritan Shehu	0.4	0.02%	3.17	0.13%	1.97	0.15%	1.92	0.07%	1.22	0.09%	0	0.00%	0	0.00%	0	0.00%
Eriselda Sefa	1.82	0.08%	0	0.00%	0	0.00%	1.9	0.07%	4.22	0.29%	0	0.00%	0	0.00%	0	0.00%
Igli Cara	0	0.00%	2.6	0.11%	0.38	0.03%	1.9	0.07%	2.62	0.18%	0	0.00%	0	0.00%	0	0.00%
Nasip Naço	2.23	0.10%	0.65	0.03%	0	0.00%	1.75	0.07%	0	0.00%	0	0.00%	0	0.00%	0	0.00%
Ferdinand Xhaferraj	0.27	0.01%	1.2	0.05%	0	0.00%	1.7	0.06%	0.58	0.04%	0	0.00%	0	0.00%	0	0.00%
Agron Çela	0	0.00%	1.55	0.06%	0	0.00%	1.58	0.06%	0	0.00%	0	0.00%	0	0.00%	0	0.00%
Klevis Balliu	0	0.00%	0	0.00%	0	0.00%	1.58	0.06%	2.23	0.16%	0	0.00%	0	0.00%	0	0.00%
Illir Alimehmeti	0.6	0.03%	0	0.00%	0	0.00%	1.52	0.06%	0.53	0.04%	0	0.00%	0	0.00%	0	0.00%
- No category	3.37	0.15%	9.15	0.37%	0	0.00%	1.48	0.06%	1.78	0.12%	0	0.00%	0	0.00%	0	0.00%
Sotirag Filo	1.68	0.08%	2.13	0.09%	0	0.00%	1.43	0.05%	2.53	0.18%	0	0.00%	0	0.00%	0	0.00%
Bledion Nallbati	1.3	0.06%	2.62	0.11%	0	0.00%	1.4	0.05%	1.62	0.11%	0	0.00%	0	0.00%	0	0.00%
Enno Bozdo	0	0.00%	0	0.00%	0	0.00%	0.9	0.03%	0	0.00%	0	0.00%	0	0.00%	0	0.00%
Jozefina Topalli	2.33	0.11%	0.7	0.03%	0.87	0.06%	0.83	0.03%	0	0.00%	0.32	0.09%	0	0.00%	0	0.00%
Ina Zhupa	2.45	0.11%	0	0.00%	0	0.00%	0.75	0.03%	8.2	0.57%	0	0.00%	0.42	1.16%	0	0.00%
Lindita Nikolla	25.45	1.15%	4.18	0.17%	1.5	0.11%	0.75	0.03%	9.07	0.63%	1.3	0.37%	0	0.00%	0	0.00%
Blerina Gjylameti	1.1	0.05%	0	0.00%	1.07	0.08%	0.6	0.02%	0.13	0.01%	0	0.00%	0	0.00%	0	0.00%
Vullnet Sinaj	0.15	0.01%	0	0.00%	5.37	0.40%	0.6	0.02%	0	0.00%	0	0.00%	0	0.00%	0	0.00%

Agron Shehaj	0.18	0.01%	0	0.00%	0.2	0.01%	0.57	0.02%	0	0.00%	0	0.00%	0	0.00%	0	0.00%
Erisa Xhixho	0	0.00%	0	0.00%	0	0.00%	0.52	0.02%	0	0.00%	0	0.00%	0	0.00%	0	0.00%
Bujar Leskaj	0	0.00%	0	0.00%	0	0.00%	0.48	0.02%	0.23	0.02%	0	0.00%	0	0.00%	0	0.00%
Pandeli Majko	0.13	0.01%	0.93	0.04%	1.93	0.14%	0.47	0.02%	0.95	0.07%	0	0.00%	0	0.00%	0.42	0.66%
Tomor Alizoti	0	0.00%	0	0.00%	0.35	0.03%	0.4	0.01%	0	0.00%	0.28	0.08%	0	0.00%	0	0.00%
Agron Gjemarkaj	0	0.00%	0	0.00%	0	0.00%	0.18	0.01%	0	0.00%	0	0.00%	0	0.00%	0	0.00%
Afrim Qendro	2.32	0.11%	0	0.00%	0	0.00%	0	0.00%	1.77	0.12%	0	0.00%	0	0.00%	0	0.00%
Akil Kraja	0	0.00%	2.87	0.12%	0	0.00%	0	0.00%	0	0.00%	0	0.00%	0	0.00%	0	0.00%
Albana Kepi	0	0.00%	0	0.00%	0	0.00%	0	0.00%	1.92	0.13%	0	0.00%	0	0.00%	0	0.00%
Albert Halilaj	8.37	0.38%	0.43	0.02%	1.45	0.11%	0	0.00%	0.42	0.03%	0.7	0.20%	0	0.00%	0	0.00%
Albert Mëlyshi	0	0.00%	0	0.00%	0	0.00%	0	0.00%	0.38	0.03%	0	0.00%	0	0.00%	0	0.00%
Aldo Bumçi	0	0.00%	0	0.00%	1.93	0.14%	0	0.00%	0	0.00%	0	0.00%	0	0.00%	0	0.00%
Alfred Peza	0.63	0.03%	0	0.00%	0	0.00%	0	0.00%	0	0.00%	0	0.00%	0	0.00%	0	0.00%
Alma Hoxha	0.17	0.01%	0	0.00%	0	0.00%	0	0.00%	3.88	0.27%	0	0.00%	0	0.00%	0	0.00%
Andia Ulliri	1.6	0.07%	0	0.00%	0	0.00%	0	0.00%	1.18	0.08%	0	0.00%	0	0.00%	0	0.00%
Antoneta Dhima	0.53	0.02%	0	0.00%	0.6	0.04%	0	0.00%	0.5	0.03%	0	0.00%	0	0.00%	0	0.00%
Arben Ahmetaj	0	0.00%	1.07	0.04%	0	0.00%	0	0.00%	0	0.00%	0	0.00%	0	0.00%	0	0.00%
Arbi Agalliu	2.85	0.13%	0	0.00%	0.9	0.07%	0	0.00%	0.93	0.06%	0	0.00%	0	0.00%	0	0.00%
Arbjan Mazniku	0	0.00%	0	0.00%	2.75	0.20%	0	0.00%	2.22	0.16%	0	0.00%	0	0.00%	0	0.00%
Arjan Jaupllari	10.9	0.49%	0	0.00%	0	0.00%	0	0.00%	0	0.00%	0	0.00%	0	0.00%	0	0.00%
Arkend Balla	2.45	0.11%	0	0.00%	0	0.00%	0	0.00%	1.45	0.10%	0	0.00%	0	0.00%	0	0.00%
Armela Krasniqi	0	0.00%	4.88	0.20%	0	0.00%	0	0.00%	1.32	0.09%	0	0.00%	0	0.00%	0	0.00%
Artan Lame	1.83	0.08%	2.72	0.11%	0	0.00%	0	0.00%	0	0.00%	0	0.00%	0	0.00%	0	0.00%
Asllan Dogjani	0.85	0.04%	0	0.00%	0.25	0.02%	0	0.00%	0	0.00%	0.3	0.08%	0	0.00%	0	0.00%
Aulon Kalaja	0	0.00%	0	0.00%	0	0.00%	0	0.00%	1.33	0.09%	0	0.00%	0	0.00%	0	0.00%
Baftjar Zeqaj	0.35	0.02%	0.73	0.03%	0	0.00%	0	0.00%	0	0.00%	0	0.00%	0	0.00%	0	0.00%
Bardh Spahia	1.67	0.08%	0	0.00%	0	0.00%	0	0.00%	0	0.00%	0	0.00%	0	0.00%	0	0.00%
Besfort Lamellari	2.32	0.11%	0	0.00%	0	0.00%	0	0.00%	1.07	0.07%	0	0.00%	0	0.00%	0	0.00%
Blendi Gonxhe	6.78	0.31%	0	0.00%	0	0.00%	0	0.00%	0	0.00%	0	0.00%	0	0.00%	0	0.00%
Bora Muzhaqi	1.22	0.06%	0	0.00%	0	0.00%	0	0.00%	1.03	0.07%	0	0.00%	0	0.00%	0	0.00%
Bukurosh Maçi	1.72	0.08%	0	0.00%	0	0.00%	0	0.00%	0	0.00%	0	0.00%	0	0.00%	0	0.00%

Dashamir Shehi	6.17	0.28%	1.08	0.04%	0.87	0.06%	0	0.00%	1.95	0.14%	0	0.00%	0	0.00%	0	0.00%
Dashamir Sula	0	0.00%	0	0.00%	0	0.00%	0	0.00%	0	0.00%	0.22	0.06%	0	0.00%	0	0.00%
Denis Deliu	1.18	0.05%	0	0.00%	0	0.00%	0	0.00%	0	0.00%	0	0.00%	0	0.00%	0	0.00%
Dhimitraq Toli	0.27	0.01%	0	0.00%	0	0.00%	0	0.00%	0	0.00%	0	0.00%	0	0.00%	0	0.00%
Dhimo Kote	3.75	0.17%	0	0.00%	0	0.00%	0	0.00%	0	0.00%	0	0.00%	0	0.00%	0	0.00%
Dorian Teliti	0	0.00%	0.53	0.02%	0	0.00%	0	0.00%	0	0.00%	0	0.00%	0	0.00%	0	0.00%
Edison Memolla	2.82	0.13%	1.52	0.06%	3.07	0.23%	0	0.00%	1.8	0.13%	0	0.00%	0	0.00%	0	0.00%
Edith Harxhi	0	0.00%	0	0.00%	1.68	0.12%	0	0.00%	0	0.00%	0	0.00%	0	0.00%	0	0.00%
Edona Bilali	3.42	0.16%	1.67	0.07%	0	0.00%	0	0.00%	2.3	0.16%	0	0.00%	0	0.00%	0	0.00%
Eduard Duro	0	0.00%	0	0.00%	0	0.00%	0	0.00%	0	0.00%	0.28	0.08%	0	0.00%	0	0.00%
Eduart Ndreca	0	0.00%	0	0.00%	0.35	0.03%	0	0.00%	0	0.00%	0.35	0.10%	0	0.00%	0	0.00%
Eduart Shalësi	0	0.00%	0	0.00%	0.38	0.03%	0	0.00%	0	0.00%	0	0.00%	0	0.00%	0	0.00%
Emri Vata	7.1	0.32%	0	0.00%	0	0.00%	0	0.00%	0	0.00%	0	0.00%	0	0.00%	0	0.00%
Endrit Brahimllari	0.67	0.03%	0	0.00%	0	0.00%	0	0.00%	1.48	0.10%	0	0.00%	0	0.00%	0	0.00%
Endrit Fetau	0	0.00%	1.37	0.06%	0	0.00%	0	0.00%	0	0.00%	0	0.00%	0	0.00%	0	0.00%
Endrit Yzeiri	1.75	0.08%	0	0.00%	0	0.00%	0	0.00%	0	0.00%	0	0.00%	0	0.00%	0	0.00%
Enio Civici	6.98	0.32%	0	0.00%	0	0.00%	0	0.00%	0	0.00%	0	0.00%	0	0.00%	0	0.00%
Enriketa Papa	1.63	0.07%	0	0.00%	3.5	0.26%	0	0.00%	0	0.00%	0	0.00%	0	0.00%	0	0.00%
Erion Isai	0	0.00%	0	0.00%	0	0.00%	0	0.00%	0	0.00%	0.3	0.08%	0	0.00%	0	0.00%
Ervin Bushati	1.15	0.05%	0	0.00%	0	0.00%	0	0.00%	0	0.00%	0	0.00%	0	0.00%	0	0.00%
Ervin Demo	1.8	0.08%	0	0.00%	0	0.00%	0	0.00%	0	0.00%	0	0.00%	0	0.00%	0	0.00%
Eugena Tomini	5.12	0.23%	0	0.00%	0	0.00%	0	0.00%	0	0.00%	0	0.00%	0	0.00%	0	0.00%
Fadil Nasufi	0.28	0.01%	0.68	0.03%	0	0.00%	0	0.00%	0	0.00%	0	0.00%	0	0.00%	0	0.00%
Fation Veizaj	0	0.00%	0	0.00%	0	0.00%	0	0.00%	0	0.00%	0	0.00%	0.27	0.75%	0	0.00%
Fisnik Qosja	0	0.00%	0	0.00%	2.97	0.22%	0	0.00%	0	0.00%	0	0.00%	0	0.00%	0	0.00%
Gjergj Hani	0	0.00%	0	0.00%	2.27	0.17%	0	0.00%	0	0.00%	0	0.00%	0	0.00%	0	0.00%
Gledian Llatja	0	0.00%	0	0.00%	0.67	0.05%	0	0.00%	0	0.00%	0	0.00%	0	0.00%	0	0.00%
Greta Badeli	0.78	0.04%	0	0.00%	0.93	0.07%	0	0.00%	0	0.00%	0	0.00%	0	0.00%	0	0.00%
Ismet Beqiri	0	0.00%	0.65	0.03%	0	0.00%	0	0.00%	0	0.00%	0	0.00%	0	0.00%	0	0.00%
Jemin Gjana	3.3	0.15%	1.83	0.07%	0	0.00%	0	0.00%	0	0.00%	0	0.00%	0	0.00%	0	0.00%
Klodiana Spahiu	0	0.00%	0	0.00%	1.15	0.09%	0	0.00%	0	0.00%	0	0.00%	0	0.00%	0	0.00%

Kristjan Shkreli	0	0.00%	0	0.00%	0	0.00%	0	0.00%	1.35	0.09%	0	0.00%	0	0.00%	0	0.00%
Leonard Hide	2.18	0.10%	0	0.00%	0	0.00%	0	0.00%	0	0.00%	0	0.00%	0	0.00%	0	0.00%
Lindita Metaliaj	0.67	0.03%	0	0.00%	1.12	0.08%	0	0.00%	0	0.00%	0.63	0.18%	0	0.00%	0	0.00%
Majlinda Angoni	0	0.00%	0	0.00%	0	0.00%	0	0.00%	1.38	0.10%	0	0.00%	0	0.00%	0	0.00%
Majlinda Bufi	0.33	0.01%	0	0.00%	0	0.00%	0	0.00%	0	0.00%	0	0.00%	0	0.00%	0	0.00%
Majlinda Cara	1.67	0.08%	0	0.00%	0	0.00%	0	0.00%	0	0.00%	0	0.00%	0	0.00%	0	0.00%
Mariglen Disha	1.58	0.07%	0	0.00%	0	0.00%	0	0.00%	0	0.00%	0	0.00%	0	0.00%	0	0.00%
Merita Çela Dakovelli	0	0.00%	0	0.00%	0	0.00%	0	0.00%	0.98	0.07%	0	0.00%	0	0.00%	0	0.00%
Mesila Doda	0.08	0.00%	0	0.00%	0	0.00%	0	0.00%	0	0.00%	0	0.00%	0	0.00%	0	0.00%
Mimi Kodheli	0.07	0.00%	0	0.00%	0	0.00%	0	0.00%	0	0.00%	0	0.00%	0	0.00%	0	0.00%
Mira Rakacolli	4.43	0.20%	0	0.00%	0	0.00%	0	0.00%	0	0.00%	0	0.00%	0	0.00%	0	0.00%
Mirela Karabina	1.73	0.08%	0	0.00%	0	0.00%	0	0.00%	3.97	0.28%	0	0.00%	0	0.00%	0	0.00%
Nertil Bellaaj	0	0.00%	0	0.00%	0	0.00%	0	0.00%	1.72	0.12%	0	0.00%	0	0.00%	0	0.00%
Oltion Çaçi	1.18	0.05%	0	0.00%	1.22	0.09%	0	0.00%	0	0.00%	0	0.00%	0	0.00%	0	0.00%
Pjerin Ndreu	3.85	0.17%	5.72	0.23%	1.17	0.09%	0	0.00%	1.47	0.10%	0	0.00%	0	0.00%	0	0.00%
Qerim Ismailaj	2.18	0.10%	0	0.00%	0	0.00%	0	0.00%	0	0.00%	0	0.00%	0	0.00%	0	0.00%
Rakip Suli	0	0.00%	3.07	0.12%	0	0.00%	0	0.00%	0	0.00%	0	0.00%	0	0.00%	0	0.00%
Redjan Krali	1.93	0.09%	0	0.00%	0	0.00%	0	0.00%	0	0.00%	0	0.00%	0	0.00%	0	0.00%
Romina Kuko	1.88	0.09%	0	0.00%	0	0.00%	0	0.00%	1.23	0.09%	0	0.00%	0	0.00%	0	0.00%
Safet Gjici	0.68	0.03%	0	0.00%	0	0.00%	0	0.00%	0	0.00%	0	0.00%	0	0.00%	0	0.00%
Seladin Jakupllari	1.03	0.05%	0	0.00%	0	0.00%	0	0.00%	0	0.00%	0	0.00%	0	0.00%	0	0.00%
Shkëlqim Hoxha	0	0.00%	0	0.00%	3.55	0.26%	0	0.00%	0	0.00%	0	0.00%	0	0.00%	0	0.00%
Shpëtim Idrizi	0	0.00%	0	0.00%	0.5	0.04%	0	0.00%	0	0.00%	0	0.00%	0	0.00%	0	0.00%
Silvi Bardhi	0	0.00%	0	0.00%	0	0.00%	0	0.00%	1.83	0.13%	0	0.00%	0	0.00%	0	0.00%
Skënder Gjinushi	2.98	0.14%	0	0.00%	0	0.00%	0	0.00%	0	0.00%	0	0.00%	0	0.00%	0	0.00%
Sorina Koti	0.08	0.00%	0	0.00%	0.6	0.04%	0	0.00%	0	0.00%	0	0.00%	0	0.00%	0	0.00%
Taulanta Jupi	0	0.00%	0	0.00%	0	0.00%	0	0.00%	0	0.00%	0.38	0.11%	0	0.00%	0	0.00%
Tedi Blushi	0	0.00%	0	0.00%	0	0.00%	0	0.00%	1.78	0.12%	0	0.00%	0.32	0.89%	0	0.00%
Vasilika Vjero	3.75	0.17%	0	0.00%	0	0.00%	0	0.00%	0	0.00%	0	0.00%	0	0.00%	0	0.00%
Vilma Bello	2.85	0.13%	0	0.00%	0	0.00%	0	0.00%	0	0.00%	0	0.00%	0	0.00%	0	0.00%
Xhelal Mziu	0.3	0.01%	0	0.00%	0	0.00%	0	0.00%	0	0.00%	0	0.00%	0	0.00%	0	0.00%

Xhemal Qefalia	0.2	0.01%	0	0.00%	0	0.00%	0	0.00%	0	0.00%	0	0.00%	0	0.00%	0	0.00%
Zamira Kita	0	0.00%	1.3	0.05%	0	0.00%	0	0.00%	0	0.00%	0	0.00%	0	0.00%	0	0.00%
Zef Hila	0.4	0.02%	0	0.00%	0.67	0.05%	0	0.00%	0	0.00%	0	0.00%	0	0.00%	0	0.00%
Zheni Gjergji	0.42	0.02%	0	0.00%	0	0.00%	0	0.00%	0	0.00%	0	0.00%	0	0.00%	0	0.00%

13. General data of Audiovisual Media Service Providers (AMSPs)

Audiovisual AMSPs

NAME OF ENTITY (AMSPs)	CONTACT		
	ADDRESS	TELEPHONE	E-MAIL
Radio Televizioni Shqiptar (RTSH)	Street "Ismail Qemali" no. 11, Tirana	35542228444	drejtoria@rtsh.al; info@rtsh.al;
ADTN	Highway "Tirana-Durrës", Street: "Pavarësia", No. 39, Kashar, Tirana	694050551	info@adtn.tv;
TOP CHANNEL	Street "17 nëntori" no. 20, Hill "Mëzez", Kashar, Tirana	35542253177 0692080500	info@top-channel.tv;
TV KLAN	Street "Aleksandër Moisiu", no. 97, Tirana	674050607	info@tvklan.al;
MEDIA VIZION	Street "Don Bosko", no.5, Tirana	692097789	info@vizionplus.tv;
Era Digital	Street "Kol Papajani", Neighbourhood "Kala", no. 42, Elbasan.	698575130	asllaniandrea@gmail.com;
A2	Street "Papa Gjon Pali II", Building no.12, ABA Business Center, Floor 10, Office no. 1006.	694048666	info@g2media.al;
Club TV	Tirana, Municipal Unit no.10, Street "Bogdanëve", Vila 22, Apartment 2.	0682941793 0682061006	infoclubtv@gmail.com;
ABC News	Street "Aleksandër Moisiu", former Kinostudio "Shqipëria e re", Tirana.	674009040	info@abcnews.al;
BBF	Street "Kavajës", Former Bus Park, Unit 312, Floor 2 technical, Municipal Unit no.7, Tirana	682001007	fejzsubashi@gmail.com;
Euro Balkans News	Street "Rezervat e Shtetit", Farkë Lundër 1, Tirana.	698701852	jonida.gjoka@euronews.al;
Fax News	Street "Kostaq Cipo", Building no. 8, Municipal Unit no.1, Postal Code 1004, Tirana	692020165	faxnewstv@gmail.com;
TV News 24	Street "Ali Demi", Former Auto-tractor Factory, Administration Offices, Tirana.	693666663	info@news24.al; office@hysenbelliugroup.com;
BLU TV	Street "Transballkanike", Neighbourhood "Rilindja", Vlora	682039345	FINANCA1@reginagroup.al;
Report TV	Street: "Niko Pushkin", behind the Stadium "Qemal Stafa", nearby the Artificial Lake, Municipak Unit no.2, Tirana	696060419	info@report-tv.al;
Syri TV	Street "Veli Dedi", Building "Agikons", Floor 1 Tirana, Albania	692090076	info@syri.net; gspahija@syrityv.al;
Shijak TV	Street e "Kavajës", Square Ataturk, Former school book building no.5, Municipal Unit no.7, Tirana	672076211	televizionshijak@gmail.com;
TV BS	Neighbourhood "Rus", at Studio Brahusa, Shkodër	682123808	info@tvbs.al;
TV 6+1	Street "Ali Demi" Neighbourhood "Partizani", Vlora	682665783	6plus1vloratv@gmail.com;
TV Alpo	Street "Harillaq Liti", Neighbourhood "Varrosh", 5-floor Building, Floor 1, no. Property 2/222, Cadastre Zone 8542, Gjirokastër	692086120	alportv@yahoo.com;
TV Apollon	Neighbourhood "Apollonia", Fier	695127033	rustemi@apollon.tv;
TV Berati	Street "Skrapari", Neighbourhood "28 Nëntori" Culture Palace "Margarita Tutulani", Berat	697270946	beratitv@gmail.com;

TV Channel 1	Neighbourhood "Qemal Stafa", near TV1, Shkodër, National Street "Gjrokastër-Kakavie",	684160626	info@tv1-channel.tv; drejtori@tv1-channel.tv;
MCN TV	Street "Lundër", Kodra e Derhemëve, no. 2, Farkë	692939256	info@mcntv.al;
TV Klaudiana	Elbasan Peqin Elbasan, Peqin, Neighbourhood "Xhami", Boulevard "Mustafa Gjinishi", 4-floor building, no. 2	697014504	rezartkthupi@gmail.com;
TV KOPLIKU	Koplik, Shkodër	672932881	tv_kopliku@hotmail.com;
TV Kukësi	Street "Dituria", Neighbourhood "no. 4", Cadastre Area no. 2315, no. Property 33/65, Kukës	672711111	kukes.tv@hotmail.com; kukestv.al@gmail.com;
TV Ora News	Street: "Aleksandër Moisiu" Former Kinostudio "Shqipëria Sot", Tirana	692055369	jurist@yldon.net;
TV Ora	Street: "Aleksandër Moisiu", Former Kinostudio "Shqipëria e re", Tirana	692020105	info@ora-news.com; info@baerconsulting.info;
TV Premium Channel	Tirana, Mjull Bathore, Neighbourhood "Mjull Bathore", Street "Dervish Shaba", Shopping Centre Roundabout TEO, Block B-1	0692323919 062021655	e.shehu@vasgroup.net;
TV Rozafa Motiv	Street "Vaso Kadia", Neighbourhood "Vasil Shanto", Building Fushaj, near the foreign exchange market, Floor 10, Cadastre Zone 8593, property no. 1/600 1-48, Shkodër	672010455	televizionirozafa@gmail.com;
TV Scan	Street "Aleksandër Moisiu", Former Kinostudio "Shqipëria e re", Kinofilm building, Tirana	684040815	info@scantv.al;
TV Sot 7	Neighbourhood 5, Street "Unazë", Pogradec	694432450	sot7news@yahoo.com;
TV Star Plus	Street "Kolë Idromeno", Neighbourhood "Vasil Shanto", 2-floor Building, property no. 4/705, Cadastre Zone 8593, Shkodër	0696095654 0682046466	info@starplus-tv.com;
Panorama TV	Boulevard "Zogu I", Former Palace of Culture "Ali Kelmendi", Tirana	672039249	ardit.cela@panorama.com.al;
MCNtv	Street "Lundër", Kodra e Derhemëve, Farkë, Lundër.	692939256	marsida.karabollaj@tematv.al;
City News Albania HD	Street "Selita e Vjetër", Opposite the entrance to the Botanical Garden, Cadastre Zone 8270, Tirana	689099333	citynews.al@gmail.com;
IN TV	Farkë LUNDËR Street "Rezervat e Shtetit", Lundër 1, Former Blur Building, Cadastre Zone no.	696037170	panajotbraja@gmail.com;

Audio AMSPs

NAME OF ENTITY (AMSPs)	CONTACT		
	ADDRESS	TELEPHONE	E-MAIL
Top Albania Radio	Square "Italia", Arena Center, Entrance D, Office Area no. "DC", level L+3, Tirana.	692080400	info@topalbaniaradio.com; contact@topalbaniaradio.com
Radio Club FM	Street "Rexhep Jella", Unit no.5, Building no. 8260, property no. 7/104, Kashar, Tirana	0682000789 0682054777	info@clubfm.al;
Radio Klan	Street: "Aleksandër Moisiu", Former Kinostudio Tirana	42347821	info@tvklan.al;
Radio Dodona	Street: "Dhimitër Kamarda", Tirana	682020435	ferdinandsamarxhi@gmail.com;
Radio Maria	Street: "Papa Gjon Pali II" no. 4, Fushë Kërçik, Babrru, Tirana	44530333	info.al@radiomaria.org;
Radio Ngjallja	Street: "Dritan Hoxha", Building 128, Tirana	682572530	radiongjallja1998@gmail.com;
Radio Spektrum	Street "George W. Bush", Building no. 21 Tirana, Albania 1001	674033377	info@spektrum.al;
Radio 1	Street: "Him Kolli", Building Fratari, no. 8, Ap. 3b, Tirana	682066541	gazmend.lecini@gmail.com;

Tibo Radio	Building 132/5, Street "Kavajës" no. 7, Tirana.	692041244	infobigfmradio@gmail.com;
Radio 4+	Boulevard "Shëtitorja e Palmave", Complex "Tri Kolonat", Round Tower, Floor 8, Lushnje	692080853	info@4plusmedia.tv; RTV4plus@yahoo.com;
Radio 7 Nord	Prush, in front of the military unit, Vaqarr, Tirana. Postal Code 2914	686047511	goodnewsj.media@gmail.com; mkumaraku@yahoo.com;
Radio 7	Village of Prush, one-story building, Cadastre Zone 3064, property no. 116/34, Vaqarr, Tirana	682077647	info@radio-7.net;
Radio ABC News	Street: "Aleksandër Moisiu, former Kinostudio, Tirana	674009040	info@abcnews.al;
Radio Alfa & Omega	Street: "Vaso Pasha", Building 13/1, Tirana	682067120	alfaeomegaradio@yahoo.com;
Radio Alpo	Neighbourhood "Varrosh", Street "Harillaq Liti", Building no. 1, Gjirokastër	692086120	alportv@yahoo.com;
Radio BBC	Street "Papa Gjon Pali II", Tirana 1000	04274614 04243858	info@rtsh.al; worldservice@bbc.co.uk;
Best Radio	Street "Veli Dedi", Building "Agikons", Floor 1 Tirana, Albania	692090076	bestradio.al@gmail.com; gspahija@syritv.al;
Radio City FM	Neighbourhood 6, Street "6 Dëshmorët", Building no. 37/2, Korçë	0689009999 0672009999	cityfmkorce@gmail.com; info@cityfm.al;
City Radio Albania	Boulevard "Gjergj Fishta", Tower no. 3, Entrance no. 14, Floor 11, Apartment no. 52, Municipal Unit no.7, Tirana	692069200	info@cityradio.al;
Radio Club AlSION	Neighbourhood "Luigj Gurakuqi", Street "Lublin Dilja", CA 8523, Property no.8/31, Floor 2, Elbasan	692083128	mediaelbasan@yahoo.com; ina_sejdini@live.com;
China Radio International (CRI)	Street: "Haxhi Isuf Banka", no. 165, Farkë, Selitë, Tirana	692657805	crtv5182@163.com;
Radio DJ 98.2	Street "Abdyl Frashëri" EGT - Tower, Floor 5, Municipal Unit no. 5, Tirana	689005421	lorenalato@yahoo.com;
Play Radio	Square "Liria", near the Municipality, EGT Center, Floor IV, Office 26, Durrës 2001, Durrës.	689000100	info@playfm.al;
Radio Emanuel	Neighbourhood "11", Street "Guri Dolani", Port no. 7, Cadastre Zone 8561, property no. 5/296, Korçë	692074243	radioemanuel@gmail.com;
Radio Eurostar	Street: "Hamdi Pepa", Former Industrial Park, Tirana	682059129	radioeurostaralbania@gmail.com; mimozakaliqi@gmail.com;
Radio Energy	Street: "Kavajës", Building "Konstal", Floor IV, Municipal Unit no. 7, Tirana	45600606	info@radionrg.al;
Radio Fieri	Neighbourhood: "16 Prilli", Street: "Hasaf D'Formernica" Fier	692027887	radiofieri@yahoo.com;
House of Arts Radio	Boulevard "Dëshmorët e Kombit", Twin Towers, Tower no. 2, Floor 11, Municipal Unit no. 5, Tirana	692032908	ejegeni@hotmail.com;
Radio Ime	Street: "Fadil Rada", Building 9/1. Ap. 8, Municipal Unit no.2, Tirana	692039800	radioime@gmail.com;
In Radio 105.7	State Reserves, Lundër 1, Farkë, with property no. 590/1/14, Cadastre Zone no. 2592, volume 6, page 106, Tirana.	692076447	info@intv.al;

Radio Jehona	Neighbourhood "Faik Bajrami", Dracin, Shkodër	693958844	radio.jehona@yahoo.com;
Radio Jeta	Neighbourhood "Varosh", Street "Harillaq Liti", Building no. 1, Gjirokastër	696004064	radiojeta@yahoo.com;
Radio Kiss FM	Boulevard "Dëshmoret e Kombit", Twin Towers, Floor 2, Postal Code 1000, Tirana	694077731	info@kissfm.com.al;
Radio Klea	Neighbourhood "28 Nëntori", Street "11 Nëntori", Building no. 70, ap. 28, Elbasan	692061747	radioklea@gmail.com;
Radio Kontakt	Street "Fadil Rada", New Building at ATSH, no.58 Floor 5, Tirana	682025776	radiokontakt@live.com; sumejazekaj@gmail.com;
Radio Living	Street: "Fabrika e Qelqit", Cadastre Zone 8230, property no.2/63, Tirana	0692069100 0694009300	ecollaku@hotmail.com;
Radio Logos	Street: "Reshit Collaku", Neighbourhood 1, Pogradec	682231763	info@radiologos.al; geosturm01@aol.com;
Radio Love 90.7	Street: "Abdyl Frashëri", Building EGT Tower, Floor 5, Ap. 10, Tirana	682041701	info@loveradio.al;
Radio Lushnja	Neighbourhood "Kongresi i Lushnjës", Street "Arben Vogli" Trade Center "Art Business Center", Floor 6, Lushnje	689000955	radiolushnja@hotmail.com; info@radiolushnja.com;
MCN Radio	Street: "Lundër", "Kodra e Derhemëve", Farkë, Lundër.	692939256	info@mcntv.al; mcnradiogt@gmail.com;
Radio My Music	Boulevard "Dëshmorët e Kombit", International Cultural Center, Tirana	692030961	contact@topalbaniaradio.com;
Radio Nacional	Street: "Aleksandër Moisiu", Former Kinostudio "Shqipëria e Re", Cadastre Zone 8130, property no. 4/147	675332700	info@radionacional.al;
Radio News 24	Street: "Ali Demi", Former Autotractor Combine, Administration Office, Tirana	42359176	info@news24.al; office@hysenbelliugroup.com;
Radio One	Street: "Marko Bocari" no. 6, Building TID, Entrance 1, Ap.47 Tirana	692066787	info@radioone.al;
Radio Ora	Street: "Aleksandër Moisiu", no. 76, Former Kinostudio "Shqipëria e Re", Tirana	692020105	info@ora-news.com;
Radio RFI	Green Technologies SHPK, Twin Tower 1, Boulevard "Dëshmorët e Kombit", 1001 Tirana	692062608	louise.migne.af@gmail.com;
Radio Saranda ime	Neighbourhood no.1, Street Onhezmi, 15-Floor Building, Floor i 3, Entrance 9, Saranda	682094020	sarandatelevizion@gmail.com;
Radio Saranda	Neighbourhood no. 1", Street "Skënderbeu", Vila Muxina, in front of Raiffeisen Bank, Saranda	692235026	radio_saranda@yahoo.com;
Radio Alpet	Tirana, Street Donika Kastrioti, Building no.8, Floor 3, Apartment no.2/3	0672011582 0689081653	waveshpk@gmail.com;
Radio Sol	Street: "Qemal Sfata", Tower II, no. 120, Floor 12, Tirana	694021566	tedi-xh@hotmail.com; sales@tbs96.com;
Radio Shqip	Boulevard "Dëshmorët e Kombit", nearby Hotel Rogner, Floor 1, Administrative Unit of no. 2, Tirana	682064114	info@shqipfm.al;
Top Gold Radio	Street "17 Nëntori" no. 20, Hill "Mëzez", Kashar, Tirana	692052467	allservices2019@outlook.com;
Radio Travel	Street: "Ibrahim Rugova", Building 28, H8, Unit no. 5, Tirana	693120307	info@radiotravel.al; financa3@albtoursd.al;

Radio Val' e Kaltër	Neighbourhood "24 Maji", Street "Enver Jaho", Private residence no.174, Vlora	692048630	radio.valekalter@yahoo.com;
Radio Vlora	Neighbourhood "Apollonia", Fier	695127033	rustemi@apollon.tv;

Authorised for Service Provision

NAME OF ENTITY (AMSPs)	CONTACT		
	ADDRESS	TELEPHONE	E-MAIL
Elrodi TV	Street e Durrësit, Entrance 1, property no. 1/74/Building +1-1, Cadastre Zone no. 8350, Tirana.	674037713	egavani@gmail.com;
Premium Travel	Street "Ibrahim Rugova", Shallvare Palaces in front of Complex Taiwan, Floor 2, Tirana	693120307	financa3@albtoursd.al;
STV	Street: "Muhamet Gjollështa", Building 60/1, entrance 1, ap. 2, Tirana	694041343	info@super-sonic.tv;
STV Folk	Street: "Muhamet Gjollështa", Building 60/1, entrance 1, ap. 2, Tirana	694041343	info@super-sonic.tv;
TV Gold	Neighbourhood "Popullore", Street "Gani Keta", Cadastre Zone 3369, property no. 102/1, building no. 5, Floor 1, Shijak, Durrës.	682020291	jxhafa@gmail.com;
TV Info Channel	Street "Muhedin Llagami", Complex Square 21, Tirana.	672000688	contactus@one.al;
Zjarr TV	Street: "Tre Dëshmorët", Building "Jera 3", Shop no. 1, Floor 1, Kashar, Tirana	694299988	zjarrtelevizion@gmail.com;
VTV	Tirana-Kashar, Highway "Tirana- Durrës", Street "Pavarësia", no.61, Kashar	422383100	silvana.daku@vodafone.com;
Eden 3	Neighbourhood "Osman Haxhiu", Street: "Demokracia", Building no. 1187, Floor 1, Vlorë.	692266555	ermalshehu2002@yahoo.com;
TV Glob	Street "Antipatrea", Neighbourhood "Muzakaj", 2 floor building, in front of Bridge of Gorrice, Berat.	692093523	media.globtv@gmail.com;
TELE.CO.ALBANIA	Neighbourhood "Kastriot", Street "Brigada e 11 Sulmuese", 1-floor Building no. 3, Fier	692086563	agimcobo@teleco.al; cobo_telecom@yahoo.com;
NETALB	Neighbourhood no. 2, Street Fier-Berat, km. 1, Roskovec.	686020222	info@networkalbania.al;
NET 3 DIGITAL	Street "Belsh – Kajan" km. 1, from the roundabout in the centre of Belsh, property no. 257/1-N/9, second floor, Blesh.	682392708	net3digitalbelsh@gmail.com;
TV Lezha	Neighbourhood "Skenderbeg", Street: "Hafiz Ali Ulqinaku", building "Manhaten", Floor 3, Lezhë	692020991	tvlezha@yahoo.com;
TV 4+	Neighbourhood "18 Tetori", Street "Tirana", Building no.5, Floor 3, Lushnje	692080853	info@4plusmedia.tv;
TV BULQIZA	Neighbourhood "Minatori", Culture Palace, Bulqizë.	682020663	edmondisku@yahoo.com;
Next-TV	Centre, Boulevard "Blu", Cadastre Zone 2066, Kamëz, Tirana	672084855	admin@next-tv.al; info@next-tv.al;

Adria Net	Neighbourhood no.1, Street "Prokop Mima", Building "Star", Floor 7, Durrës.	697693141	kgorea@yahoo.it;
Over Sport	Tirana, Street "Kavaja", 134/7/5	696863786	m.guri@supercapital.it;
Saranda TV	Saranda Neighbourhood no.1, Street "Onhezmi", 15-floor Building, Floor 3, Entrance 9.	682094020	sarandatelevizion@gmail.com;
Bulevard TV	Durrës, Neighbourhood no.3, Street "Mbreti Monun", Entrance 1, Volume 34, Cadastre Zone no.8514		arturllana@hotmail.com;
T-Action T-Drama T-Thriller T- Prime 1 TPrime 2 T- Serial TComedy T-Doc 1 T-Doc 2 Tibo News Ding Dong Clover	TIRANË Street "Kavajës", Municipal Unit no. 7, Building 132/5	696040707	blerina.kapaj@tibo.tv;
STAR CHANNEL	Fier, L.APOLLONIA	695816335	astrit.ecs@gmail.com;
NTV SHENDETI	Durrës, Centre "Monun", Neighbourhood no. 3, Cadastre Zone 8514, property no. 3/171-N2	672021103	info@ntv.al
TV MATI	Burrel, Neighbourhood Partizani, Street "Kuvendi i Dukagjinit", 3 floor Private Residence in front of "31 Korriku" School	682057883	tvmati@yahoo.com

Cable TVs

NAME OF ENTITY (AMSPs)	CONTACT		
	ADDRESS	TELEPHONE	E-MAIL
Cable TV "ASPARAG"	Neighbourhood no.1, Street "Kavajës", building no. 2, Rrogozhinë.	674133111	tv_asparag@yahoo.com;
Cable TV "My Net Tv Edma"	Vaqarr Centre (near the Post), Vaqarr, Tirana	672044020	manjaedmond@yahoo.com;
Cable TV "ANDOR"	Neighbourhood "Qendër", 2-story building, Floor 2, Cadastre Zone 3019, property no. 11/154, Poliçan	684000310	tnet@info.al;
Cable TV "ANI"	Neighbourhood "2 Dhjetori", Building near the Police Station, entrance 1, Ap.15 Çorovodë, Berat.	31222295	luftar.dervishi@gmail.com;
Cable TV "ILIRIA"	Neighbourhood "Dëshmoret e Kombit", Street "Teqesë", 2 floor building no.15, Cadastre Zone no.8501, with property no. 13/215, Berat.	699665561	ctvberat@hotmail.com;
Cable TV "IRLA"	Neighbourhood "30 Vjetori", Street "Antipatrea", Building no. 72, entrance 1, Floor 1, near the old stadium, Berat.	699665561	irlacable@gmail.com;

Cable TV “LAPARDHA”	Village "Lapardha 1", Main Street, 2-floor building, Cadastre Zone no.2381, Property no. 863/34, Otlak	693831227	ermalmerkaj@hotmail.com;
Cable TV “URA VAJGURE”	Neighbourhood "18 Tetori", Street "Miltiadh Koçi", 2-floor Building no.15, Floor 1, Cadastre Zone, no. 3682, property no. 3, Ura Vajgure, Berat.	696245315	viron.nito@yahoo.com; nitokristi@gmail.com;
Cable TV “BULQIZA”	Neighbourhood "Minatori", Culture Palace, Bulqizë.	682020663	edmondisaku@yahoo.com;
Cable TV “AEG. Net	Dibër, Peshkopi, Neighbourhood "Gj. Doçi", Street "Tercilio Kardnali", Building no. 5/47 Building near the intersection,	685151777	gjergj_91@yahoo.com;
Cable TV "MAQELLARA"	Neighbourhood "Qendër", Street "Maqellarë - Tirana", Headquarters in floor 1, Building no. Property 10, Cadastre Zone no. 2592, Maqellarë, Dibër	685870800	maqellaratv@gmail.com;
Cable TV "Korabi Net"	Neighbourhood "Treg", Square "Faik Shehu", Building no. 16 south of the street, C.A. no.2932, PESHKOPI	686420871	engjellmelani1981@gmail.com;
Cable TV "Dedolli 2015"	Municipality of KLOS Neighbourhood no. 1, Square "Ahmet Zogu", 2-floor Private Building at Cadastre Zone 2161 with property no. 1/303/ND	683631459	ervisedolli@gmail.com;
Cable TV "Ylli Net"	Village of Homezh, private 2-story building, Floor 1, property no. 17/40-ND, Cadastre Zone 1958, Dibër Shupenzë	685617485	yllxhafa@hotmail.com;
Cable TV “MATI”	Neighbourhood "Partizani", Street "Kuvendi i Dukagjinit", Private Building 3 floor in front of "31 Korriku" School, Burrel.	672029501	tvmati@yahoo.com;
Cable TV “KL-ED”	Neighbourhood 13, Street Pavarësia, Beach, Sector Iliria, Building Firma Zoto, Entrance 34, Durrës.	0672070200 052/261211	info@kl-ed.al; dokleadademi@yahoo.com;
Cable TV “MANZA”	"Neighbourhood e Re", Street "Ali Beqja", Building no. 1, Manëz, Durrës.	672693422	msula21@yahoo.it;
Cable TV “SHIJAKU”	Neighbourhood "Popullore", Shijak, Durrës.	697571442	shijak.kabllor@gmail.com;
Cable TV“2ASL”	Neighbourhood "Kala", Street "Kol Papajani", no. 42 Elbasan	692070510	andreaaslani@yahoo.com;
Cable TV “AMAREGI”	Qukës, Librazhd.	672810302	amaregity@gmail.com; amaregi@gmail.com;
Cable TV “BEST CABLE”	Neighbourhood "Viseron Xhuvani", Building no.585, Floor I, Elbasan	677079102	best_cable@yahoo.com;
Cable TV “Libcom”	Neighbourhood no. 1, Street "Gjorg Golemi", private building, Cadastre Zone 2446, property no. 8/210.	697548362	hotonet@hotmail.com;
Cable TV “M&G”	Neighbourhood no.2, Cadastre Zone 1389, property no. 3/135.6.1, Block no. 3, one-story building, Cërrik, Elbasan.	693645568	gentikabell@gmail.com;
Cable TV “NET 3 DIGITAL”	Street "Belsh – Kajan" km. 1, from the roundabout in the centre of Belsh, property no. 257/1-N/9, Floor 2, Blesh, Elbasan.	685292910	net3digitalbelsh@gmail.com; astritelezi721@gmail.com;
Cable TV “PRRENJAS”	Street "Nacionale", Neighbourhood" no. 1", building in front of the Mosque, Përrenjas, Elbasan.	682085432	ergys-caushi@hotmail.com;
CABLE TV "PROCOM”	Village "Pajove", property no.182/39, Cadastre Zone 2856, Peqin, Elbasan.	695744350	procomalbania@gmail.com;

Cable TV “SKY ELBASAN”	Neighbourhood "Brigada 17 Sulmuese", Street "Zogu i Parë" (near the train station), Elbasan.	692083323	info@skyelbasan.al;
Cable TV “SULOVA”	Village "Gjergjan", in front of the Commune, Elbasan.	684679968	xhulisula1984@gmail.com;
Cable TV “FABBTEL”	Peqin, Gjocaj, Elbasan.	699314980	info@fabbtel.net;
Cable TV “DIVJAKA”	Administrative Unit of Divjakë	692117861	gentikusta@yahoo.com;
Cable TV "ACENET"	LUSHNJE Neighbourhood "Çlirimi", Street "Uan Kondakçiu", 3 floor Building, Floor 1 no. 4/136.	682080131	brunild.gashi@acenet.al;
Cable TV “NETWORK ALBANIA”	Neighbourhood " no. 2", Street "Fier-Berat", Km. 1, Roskovec, Fier.	695560879	info@networkalbania.al;
Cable TV “TELE.CO. ALBANIA	Neighbourhood "Kastriot", Street "Brigada XI Sulmuese" Building 1 floor no.3, Fier.	692086563	cobo_telecom@yahoo.com; agimcobo@teleco.al;
Cable TV “TËRBUF”	Residence no.43, Fier, Neighbourhood no.5, Street "Rinia", no.2,	662044160	shpresaborici0@gmail.com;
Cable TV “IR-GEN”	Neighbourhood "11 Janari" no. 2, Street "Alqi Kondi", 4-floor building, Floor 1, property no. 14/27, Cadastre Zone 8541	692022505	irgen1974@yahoo.com;
Cable TV “TEPELENA SAT”	Street "Mustafa Matohiti", Tepelena	698791224	pamelamemushi.pm@gmail.com;
Cable TV “SIN-TEL”	Dervican, Gjirokastër.	692092212	sintelgj@yahoo.com;
Cable TV “NOVANET”	Square "1 Maji", behind the Mapo, 2-story building, Floor 1, no.5, Bilisht, Korçë.	682000871	allarajkevin@gmail.com;
Cable TV “INKUSAT”	Neighbourhood no.4, Kala, Pogradec	696070855	inkusat@yahoo.com;
Cable TV “KORÇA”	Neighbourhood no. 7", Boulevard “Shën Gjergji”, Tourism “Behar Koçibelli”, Korçë; (2) Block no.3, House of Officers, Maliq, Korçë.	692075539	lobitv@hotmail.com;
Cable TV “MASA GRUP”	Building in the centre of the village, Floor I, Sheqeras Vreshtas, Korçë	695590354	beni1234e@gmail.com;
Cable TV “Fastnet”	Neighbourhood 18, Boulevard "Gjergj Kastrioti", Building 9, Ap.1/2, Floor I, Korçë	694750881	kamberzylo@yahoo.com;
Cable TV “KUKËSI”	KUKËS Neighbourhood no.4, Street "Dituria", Cadastre Zone no.2315, no. Property 33/65.	672711111	kukes.tv@hotmail.com; kukestv.al@gmail.com;
Cable TV “TATA JUNIOR”	Neighbourhood "Partizani", 3-story Building, Floor 1, Bajram Curri.	693326780	Tatajunior.tv@gmail.com;
Cable TV “Shqiponja.AL”	Kukës, Krume, Neighbourhood no. 2, Street "Kukësit", Building no. 16, Floor 1.	684602000	info@shqiponjaisp.al;
Cable TV “BESËLIDHJA”	Neighbourhood no.1, Street "Gjergj Fishta", building of the Culture Palace, Floor II, Rrëshen. (2) Neighbourhood "Beslidhja", 3-story Building, Floor I, no. Property 6/188, Cadastre Zone 8632, Lezhë.	686491353	preng.doda.2016@gmail.com;
Cable TV “TV LAÇI”	Neighbourhood no. 2, Street "Unaza", 4-floor Building, Floor 2, Laç	682058933	floriing_1980@hotmail.com
Cable TV “Netsyscom Tv”	LEZHË Promenade "Gjergj FFormerta", near Hotel "LISS"	672226849	netsyscom.al@gmail.com; info@netsyscom.al;

Cable TV “MAMURRAS”	Neighbourhood “Zef Hoti”, Building no.20, Floor I, 20m near the Post, Mamurras, Kurbin, Lezhë.	683168747	ardiangega72@yahoo.com;
Cable TV “SHIMAJ”	Shkodër, Bushat, Neighbourhood "Qendër," Main street, building with property no. 471/2, Cadastre Zone 1329.	692331663	info@shimaj-net.al
Cable TV “ITCOM”	Shkodër, Neighbourhood "Vasil Shanto", Boulevard "Skenderbeg", building no. 164, entrance 1, property no. 4/337+1-1/2, C.A 8597	22801222	info@itcom.al;
CABLE TV "MARINAJ-INTERNET KABLLOR"	Shkodër, Kastrat, Neighbourhood "Aliaj", Street "Shegan", no. Property 942, Cadastre Zone 1010	682540421	nikollmarinaj47@gmail.com
Cable TV “DELVINA”	Neighbourhood "S. Ballaci", Delvinë	694319633	tvkablloredelvina@hotmail.com;
Cable TV “DIGITAL”	Boulevard "Ismail Qemali", Neighbourhood "Babicë e Madhe", No. 703, Floor 2, Babicë, Vlorë	682035215	sabatel2011@hotmail.com;
Cable TV “APT”	Neighbourhood no.2, Street "Abedin Dino", Building no.8, Floor 1, Saranda	686000886	kostandinathanasi@icloud.com;
Cable TV “VLORA CABLE”	Tower I, Roundabout Skelë, Floor I, Vlorë.	684096191	vloracable@gmail.com;
Cable TV “VJOSA”	Village "Fitore", residence 10m behind former SMT, Commune of Novoselë, Vlorë.	692039949	shezai.aliaj@yahoo.com;
Cable TV "SELENICË KABLLOR"	Neighbourhood "Minatori", 5-floor Building, Floor 1, no.63, Street "Ajet Kasa", Selenicë, Vlora	692077466	beqajgazi@icloud.com;
Cable TV “1NET”	Vlora, Saranda, Neighbourhood no. 3, Student, 2-story building, Sarand	692454054	1netalbania@gmail.com
Cable TV “SARANDA NET”	Sarandë, Cross-read in street "Onhezmi" with street "Adem Sheme"	693506760	enov2001@yahoo.com;
Cable TV “Vodafone TV”	Tirana, Kashar, Highway "Tirana-Durrës", Street "Pavarësia", no.61, Kashar	422383100	silvana.daku@vodafone.com;
Cable TV “IBEG 4”	One-story Building, Neighbourhood "Çorum", Cadastre Zone no. 2539, property no. 319/33, vol 22, p.107, Luz i vogël, Tirana.	682011255	gencculi@gmail.com;
Cable TV “ASPARAG”	Neighbourhood no.1, Street "Kavajës", building no. 2, Rrogozhinë.	674133111	tv_asparag@yahoo.com;
Cable TV “My Net Tv Edma”	Vaqarr Centre (near the Post), Vaqarr, Tirana	672044020	manjaedmond@yahoo.com;

Other services

NAME OF ENTITY (AMSPs)	CONTACT		
	ADDRESS	TELEPHONE	E-MAIL
Abissnet (OTT)	Street "Ismail Qemali", Building no. 18 Abissnet, second floor, Tirana.	696036067	info@abissnet.al;
ONE ALBANIA (IPTV)	Tirana Street "Muhedin Llagami", Complex Square 21	2275300	contactus@one.al;
ONE ALBANIA (OTT)	Tirana Street "Muhedin Llagami", Complex Square 21	2275300	contactus@one.al;
ONE ALBANIA (VOD)	Tirana Street "Muhedin Llagami", Complex Square 21	2275300	contactus@one.al;
Digicom (OTT)	Street "Papa Gjon Pali II", ABA Business Center	694083396	contact@digicom.al;

Digitalb (OTT)	Highway "Tirana-Durrës", Street: "Pavarësia", No. 39, Kashar, Tirana.	42388000	info@digitalb.tv;
Klani Im (OTT)	Street "Aleksander Moisiu", no.97, Tirana	2271600	info@tvklan.al;
I.B.C TELECOM (OTT)	Street "Marin Biçikemi", 4-floor Building , Floor I, no. 9, in front of the Cathedral, Shkodër.	22600700	info@ibc.al;
Next TV (OTT)	Centre, Boulevard "Blu", one-story building, Cadastre Zone 2066, no. 14101, Kamëz, Tirana.	672084855	info@next-tv.al;
Nisatel (OTT)	Street "Pelivan Leskaj" Tower I, Skelë Roundabout, Floor 2, Neighbourhood "Pavarësia" 9401, Vlora	682034923	nisatelinfo@gmail.com;
ODA TV (OTT)	Street "Tom Plezha", Unaza e re, Yzberisht Administrative Unit Kashar, Tirana	682057883	shoqatartl@yahoo.com;
Tring TV (OTT)	Street "Fabrika e Qelqit", Cadastre Zone 8230, Property no.2/63, Central Building, Municipal Unit no.6, Tirana.	694009300	info@tring.al;
Vodafone TV (OTT)	Tirana, Kashar, Highway "Tirana-Durrës", Street "Pavarësia", no.61, Kashar	422383100	silvana.daku@vodafone.com
Vodafone TV (VOD)	Tirana, Kashar, Highway "Tirana-Durrës", Street "Pavarësia", no.61, Kashar	422383100	silvana.daku@vodafone.com
APT Cable (OTT)	Neighbourhood no.2, Street "Abedin Dino", Building no.8, Floor 1, Saranda	686000886	kostandinathanasi@icloud.com
MADCOM (IPTV)	Tirane Tirane Municipal Unit no.5, Street "Ibrahim Rugova", Building no.42, Entrance no.7, Floor 2, Office 1 and 7, Postal Code 1019	694025789	info@madcom.al

Satellite

NAME OF ENTITY (AMSPs)	CONTACT		
	ADDRESS	TELEPHONE	E-MAIL
DIGITALB	Highway "Tirana-Durrës", Street: "Pavarësia", no. 39, Kashar, Tirana	35542388000	info@digitalb.tv;
TRING TV	Street "Fabrika e Qelqit", Cadastre Zone 8230, Property no.2/63, Central Building, Municipal Unit no.6, Tirana.	694009300	info@tring.al;